

WASHINGTON STATE TOXICOLOGY LABORATORY
FORENSIC LABORATORY SERVICES BUREAU
 WASHINGTON STATE PATROL
 2203 AIRPORT WAY S, SUITE 360
 SEATTLE, WASHINGTON 98134-2027
 (206) 262-6100 FAX (206) 262-6145

Preparation and certification of **0.15** g/210L Quality Assurance solution
 Batch number **07036** Date prepared: 09/18/2007
 Preparation: 42.3 mL of absolute ethyl alcohol diluted to 18 Liters with water
 Concentration of ethanol (g/100mL) measured by gas chromatography:

	Anal 1	Anal 2	Anal 3	Anal 4	Anal 5	Anal 6	Anal 7	Anal 8	Anal 9	Anal 10	Anal 11	Anal 12	Anal 13	Anal 14	Anal 15	Anal 16
1	0.186	0.190	0.187													
2	0.187	0.191	0.189													
3	0.189	0.191	0.189													
4	0.189	0.191	0.187													
5	0.188	0.191	0.187													
Ctrl	0.101	0.099	0.100													

Statistics:
 Avg. solution concent.: 0.1888 g/100 mL
 SD: 0.00174
 Precision CV (%): 0.9218 %

External Control:
 Lot #: A048730 Exp date: 03/2011
 Target concentration: 0.10 g/100mL

Equivalent vapor concent.: 0.1535 g/210L


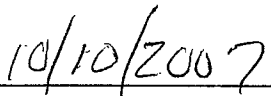
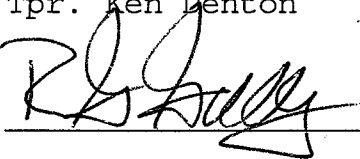

Analyst	Name	Signature	Date
1	Brittany Ball	<i>Brittany Ball</i>	09/19/2007
2	Lisa Noble	<i>Lisa Noble</i>	09/19/2007
3	Justin L Knoy	<i>Justin L Knoy</i>	09/20/2007
4			
5			
6			
7			
8			
9			
10			
11			
12			
13			
14			
15			
16			

Notice of Simulator Solution File Review

At the request of the State Toxicologist a review of the following simulator solution records has been accomplished. The following file consists of simulator solution analyses performed and completed by the State Toxicology Laboratory for a specific batch number. The file contains the simulator solution data entry form along with a file review record and the chromatograms generated by the Toxicology Laboratory during the analyses of the solutions. This file has been reviewed by Tpr. Ken Denton and Mr. Rod Gullberg for accuracy and completeness. Where computations regarding simulator solution values have been found to be incorrect, the corrected values have been written in by Mr. Rod Gullberg along with initials and date. The corrected values were then evaluated to ensure that the solution still conformed to those standards established by the State Toxicologist.

Where computation values changed for a specific batch number, the analysts employed by the State Toxicology Laboratory were asked to review the revisions, ensure the solution complied with the criteria established by the State Toxicologist and then re-sign their affidavit. Their signature will appear on their original affidavit along with a statement regarding their review of the results.

Where a dating error occurred that analyst will have made the correction on the original data form including their initials and date and then re-signed their original affidavit.

	
Tpr. Ken Denton	Date
	
Rod G. Gullberg	Date

Washington State Toxicology Laboratory

Simulator Solution Data Entry Review Form

Reviewer KEN BENTON / PAUL GUMBERG Date 10-10-07
Location TOX LAB SEATTLE Batch Number 07036

Form Review Criteria

Preparation date precedes all analysis dates: Okay Not Okay ___
Data entry corresponds to all chromatograms: Okay Not Okay ___
All signatures present: Okay Not Okay ___



Computations:

Avg. solution concentration: Correct Not Correct ___
Standard deviation: Correct Not Correct ___
Range: Correct Not Correct ___
Precision: Correct Not Correct ___
Equivalent vapor concent.: Correct Not Correct ___
External Control Information
(lot # and future date): Correct Not Correct ___

Complies with accuracy and precision requirements established by the
State Toxicologist: Yes No ___

Corrections Necessary:

Comments:

Reviewer Signature:  Date: 10-10-07
Reviewer Signature:  Date: 10/10/2007

Batch Worksheet Checkoff

Please check the data entered into the worksheet is correct and that the date to the right of your name is the date that you tested the solution and then sign the worksheet.

Please initial below to affirm that you have:

- 1 – Initialed and dated your chromatograms
- 2 – Checked your data
- 3 – Checked the date to the right of your name on the worksheet
- 4 – Signed the worksheet.

Initials	Date
Brienne Akins	
Brittany Ball BB	9/26/07
Amanda Black	
Brian Capron	
Rebecca Flaherty	
Ed Formoso	
Christopher Johnston	
Justin Knoy JK	10-1-07
Asa Louis	
Estuardo Miranda	
Christie Mitchell	
Lisa Noble LN	10/9/07
Naziha Nuwayhid	
Melissa Pemberton MP	10/10/07
Brianna Peterson	
Sarah Swenson	

CHRISTINE O. GREGOIRE
Governor



JOHN R. BATISTE
Chief

STATE OF WASHINGTON
WASHINGTON STATE PATROL
WASHINGTON STATE TOXICOLOGY LABORATORY
2203 Airport Way South, Suite 360 • Seattle, Washington 98134-2927 • (206) 262-6100 • FAX (206) 262-6145

DATAMASTER QUALITY ASSURANCE SOLUTION
CERTIFICATION FOR LOT 07036

I, Brittany Ball, do certify under penalty of perjury that:

I am employed by the Washington State Toxicology Laboratory, and a part of my responsibilities includes preparing and testing the alcohol solutions for the DataMaster breath test instrument.

I possess the following qualifications: BS degree in Biology.

The quality assurance solution, Lot Number 07036, was prepared in the Washington State Toxicology Laboratory on 9/18/2007. I examined and tested this solution. It was found to conform to those standards established by the state toxicologist for the certification of quality assurance solution. It should not be used for evidential breath tests after 9/18/2008.

Seattle, WA

Brittany Ball 10/10/07
Brittany Ball Date
Forensic Toxicologist

BB/jr
BBQA



CHRISTINE O. GREGOIRE
Governor



JOHN R. BATISTE
Chief

STATE OF WASHINGTON
WASHINGTON STATE PATROL
WASHINGTON STATE TOXICOLOGY LABORATORY
2203 Airport Way South, Suite 360 • Seattle, Washington 98134-2927 • (206) 262-6100 • FAX (206) 262-6145

DATAMASTER QUALITY ASSURANCE SOLUTION
CERTIFICATION FOR LOT 07036


I, Lisa R Noble, do certify under penalty of perjury that:

I am employed by the Washington State Toxicology Laboratory, and a part of my responsibilities includes preparing and testing the alcohol solutions for the DataMaster breath test instrument.

I possess the following qualifications: BS degree in Biochemistry, and two years laboratory experience in formulation chemistry.

The quality assurance solution, Lot Number 07036, was prepared in the Washington State Toxicology Laboratory on 9/18/2007. I examined and tested this solution. It was found to conform to those standards established by the state toxicologist for the certification of quality assurance solution. It should not be used for evidential breath tests after 9/18/2008.

Seattle, WA



Lisa R Noble Date
Forensic Toxicologist

LN/jr
LPQA



CHRISTINE O. GREGOIRE
Governor



JOHN R. BATISTE
Chief

STATE OF WASHINGTON
WASHINGTON STATE PATROL
WASHINGTON STATE TOXICOLOGY LABORATORY

2203 Airport Way South, Suite 360 • Seattle, Washington 98134-2927 • (206) 262-6100 • FAX (206) 262-6145

DATAMASTER QUALITY ASSURANCE SOLUTION
CERTIFICATION FOR LOT 07036


I, Justin L. Knoy, do certify under penalty of perjury that:

I am employed by the Washington State Toxicology Laboratory, and a part of my responsibilities includes preparing and testing the alcohol solutions for the DataMaster breath test instrument.

I possess the following qualifications: BS degree in Biology, and MS degree in Forensic Science.

The quality assurance solution, Lot Number 07036, was prepared in the Washington State Toxicology Laboratory on 9/18/2007. I examined and tested this solution. It was found to conform to those standards established by the state toxicologist for the certification of quality assurance solution. It should not be used for evidential breath tests after 9/18/2008.

Seattle, WA


Justin L. Knoy 10-10-07
Forensic Toxicologist Date

JLK/jr
JKQA

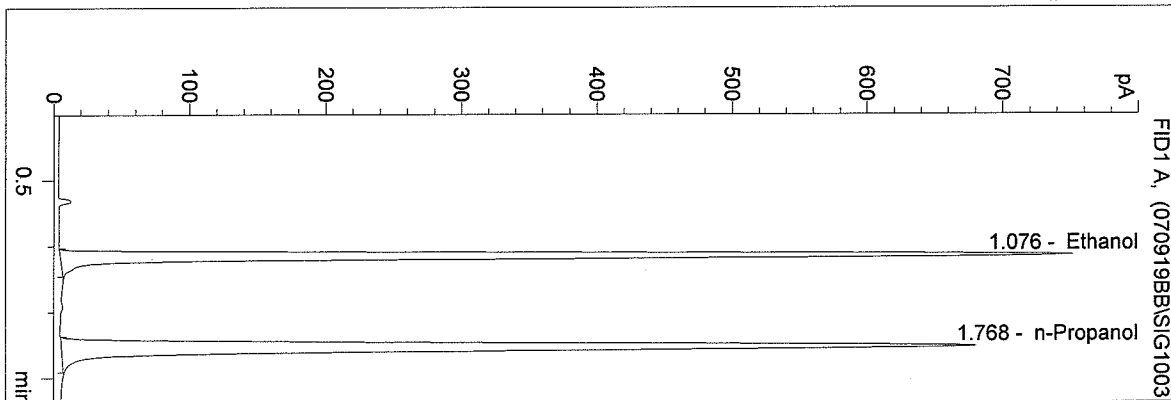


C:\HPCHEM\1\METHODS\BLDALCO.M
 9/19/2007 12:56:00 PM
 Instrument 1
 DB ALC 1

QA07036-1
 Brittany Ball

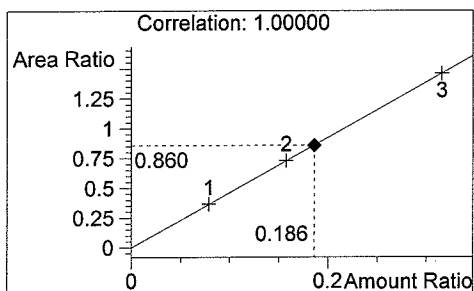
*BB
 9/19/07*

vial # 31



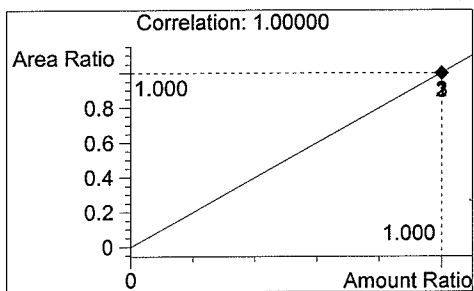
#	Compound	Area	RT
1	Ethanol	2296	1.076
2	n-Propanol	2670	1.768
Tot			

*For Calibration
 Data See
 QA 07033 folder*



Ethanol

0.186 g/100ml



n-Propanol

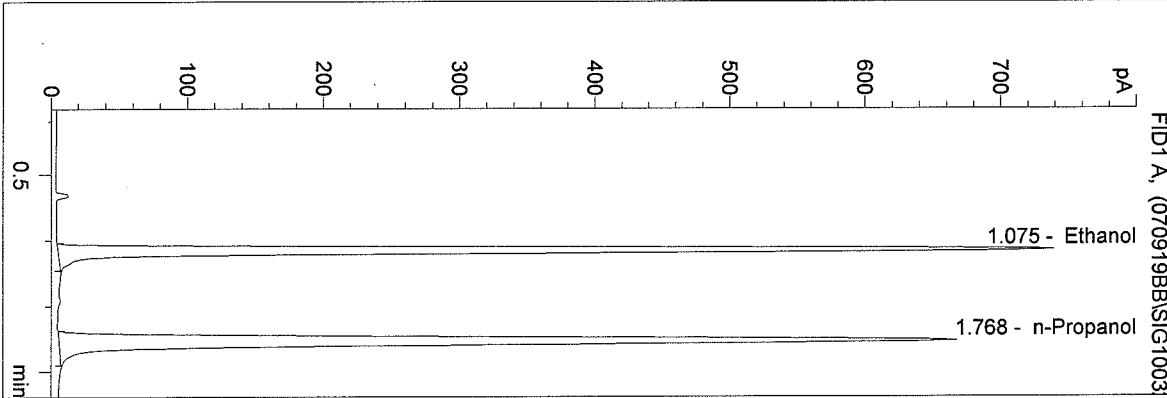
1.000 g/100ml

*Reviewed
 9/26/07
 BB*

WASHINGTON STATE TOXICOLOGY LABORATORY

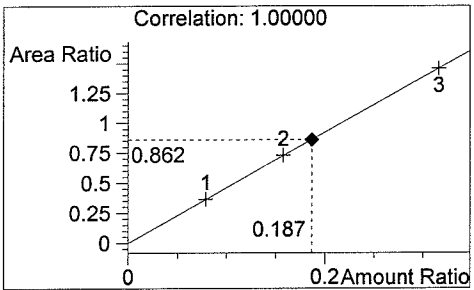
C:\HPCHEM\1\METHODS\BLDALCO.M
 9/19/2007 12:59:04 PM
 Instrument 1
 DB ALC 1

QA07036-2
 Brittany Ball
 vial # 32

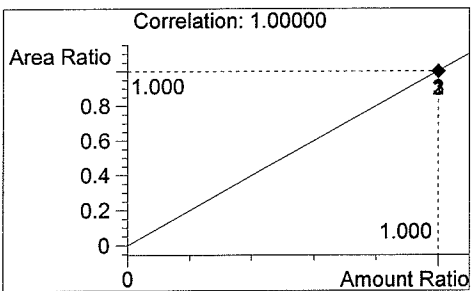


BB
9/19/07

#	Compound	Area	RT
1	Ethanol	2261	1.075
2	n-Propanol	2624	1.768
Tot			



Ethanol 0.187 g/100ml



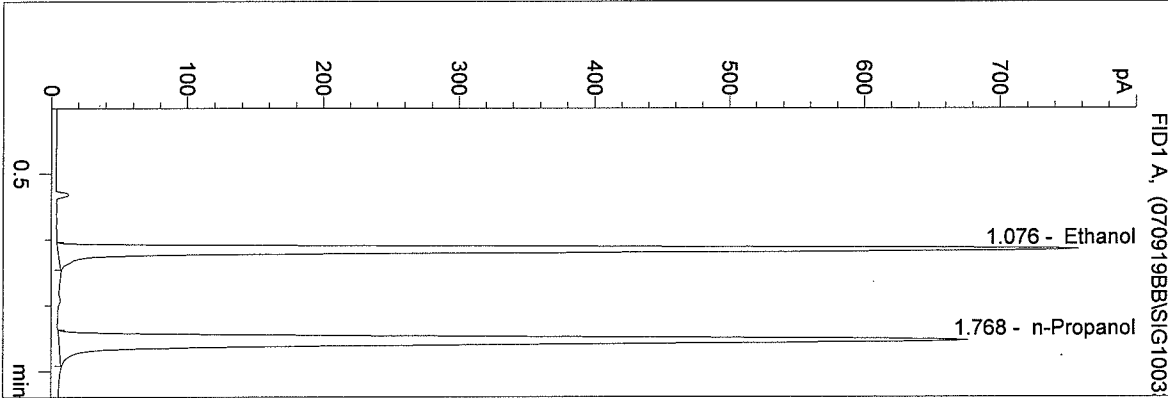
n-Propanol 1.000 g/100ml

Reviewed
9/26/07
BB

C:\HPCHEM\1\METHODS\BLDALCO.M
 9/19/2007 1:02:09 PM
 Instrument 1
 DB ALC 1

QA07036-3
 Brittany Ball

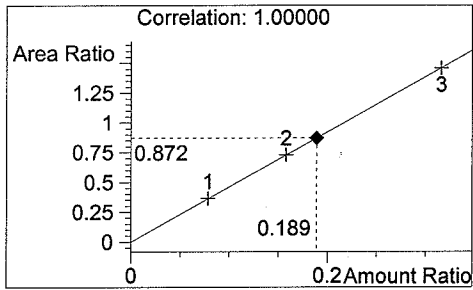
vial # 33



BB
9/19/07

#	Compound	Area	RT
1	Ethanol	2316	1.076
2	n-Propanol	2657	1.768

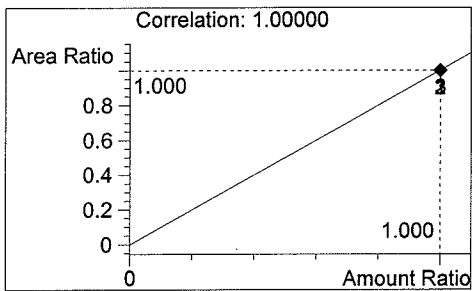
Tot



Ethanol

0.189 g/100ml

Reviewed
9/26/07
BB

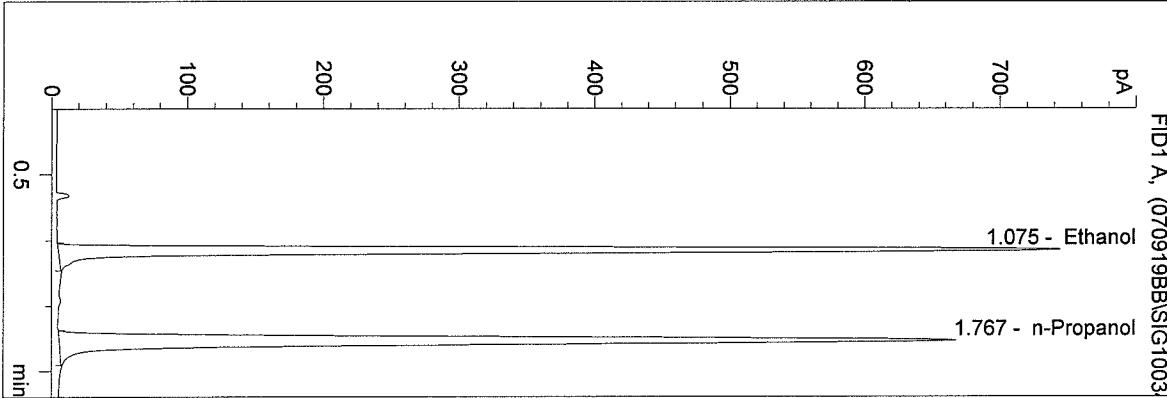


n-Propanol

1.000 g/100ml

C:\HPCHEM\1\METHODS\BLDALCO.M
 9/19/2007 1:05:14 PM
 Instrument 1
 DB ALC 1

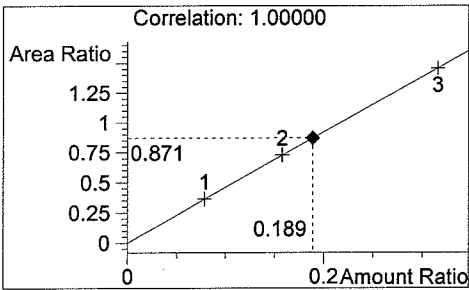
QA07036-4
 Brittany Ball
 vial # 34



BB
9/19/07

#	Compound	Area	RT
1	Ethanol	2279	1.075
2	n-Propanol	2617	1.767

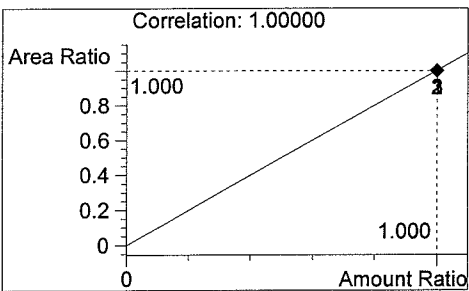
Tot



Ethanol

0.189 g/100ml

Reviewed
BB
9/26/07

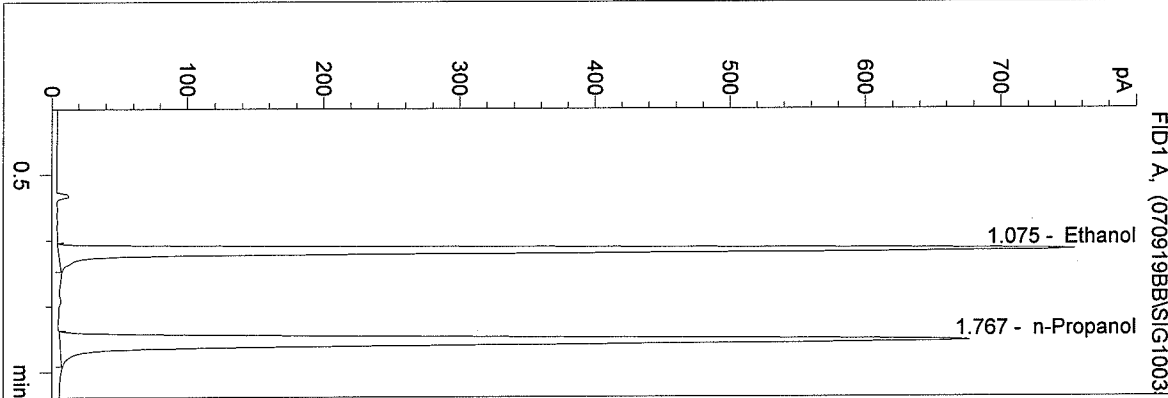


n-Propanol

1.000 g/100ml

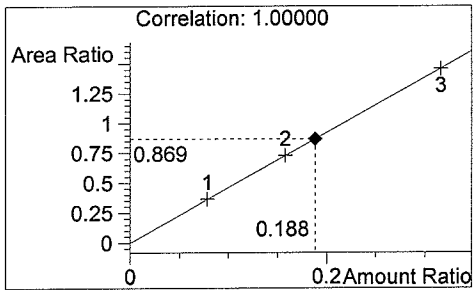
C:\HPCHEM\1\METHODS\BLDALCO.M
 9/19/2007 1:08:19 PM
 Instrument 1
 DB ALC 1

QA07036-5
 Brittany Ball
 vial # 35



BB
9/19/07

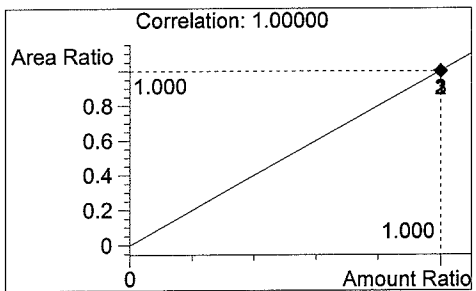
#	Compound	Area	RT
1	Ethanol	2306	1.075
2	n-Propanol	2653	1.767
Tot			



Ethanol

0.188 g/100ml

Reviewed
9/26/07
BB

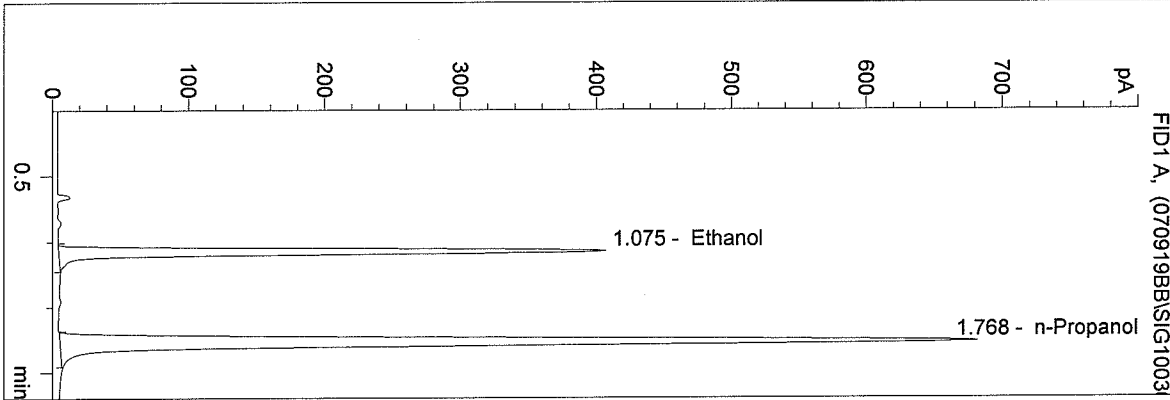


n-Propanol

1.000 g/100ml

C:\HPCHEM\1\METHODS\BLDALCO.M
 9/19/2007 1:11:23 PM
 Instrument 1
 DB ALC 1

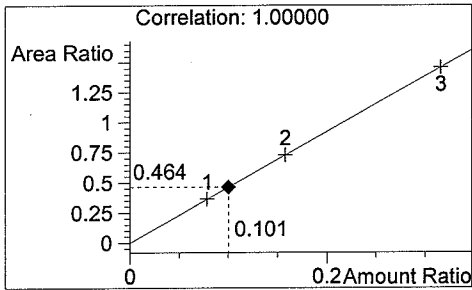
0.10 CONTROL-BB
 Brittany Ball
 vial # 36



BB
9/19/07

#	Compound	Area	RT
1	Ethanol	1242	1.075
2	n-Propanol	2677	1.768

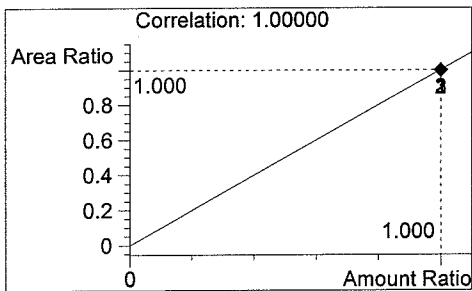
Tot



Ethanol

0.101 g/100ml

Reviewed
9/26/07



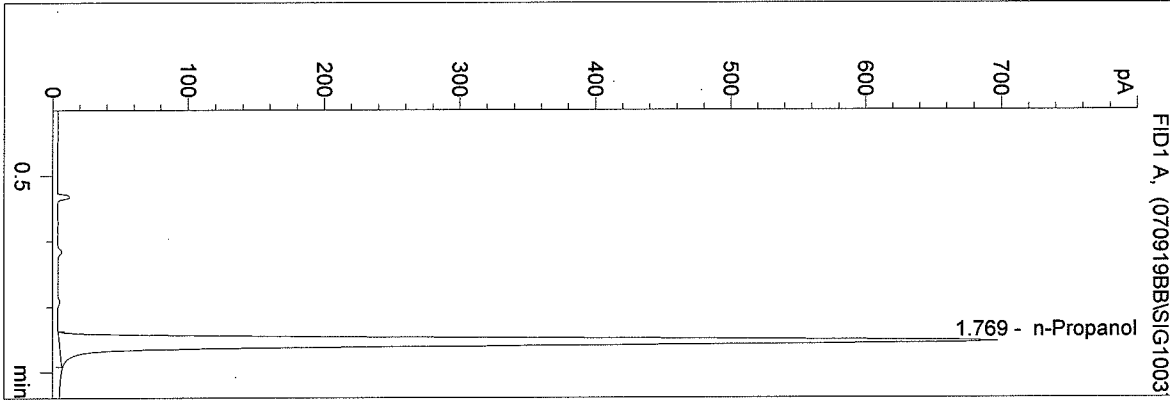
n-Propanol

1.000 g/100ml

WASHINGTON STATE TOXICOLOGY LABORATORY

C:\HPCHEM\1\METHODS\BLDALCO.M
 9/19/2007 1:14:28 PM
 Instrument 1
 DB ALC 1

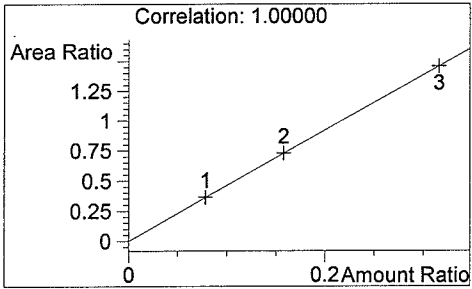
BLANK
 Brittany Ball
 vial # 37



*BB
 9/19/07*

#	Compound	Area	RT
1	Ethanol	0	0.000
2	n-Propanol	2745	1.769

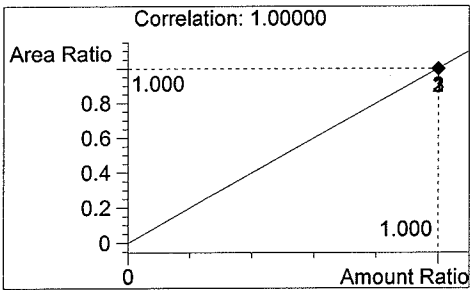
Tot



Ethanol

0.000 g/100ml

*Reviewed
 9/26/07*



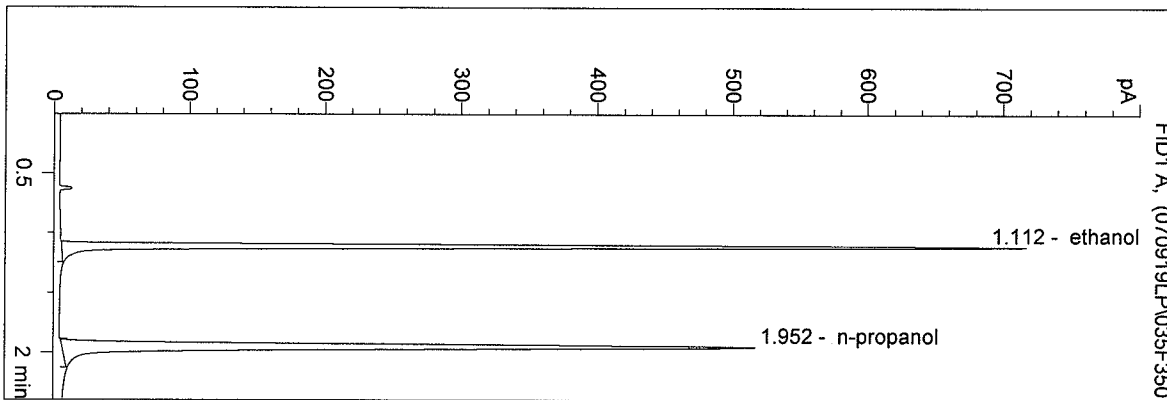
n-Propanol

1.000 g/100ml

D:\HPCHEM\1\METHODS\BLDALCO2.M
 9/19/2007 4:17:49 PM
 Instrument 5
 DB-ALC2

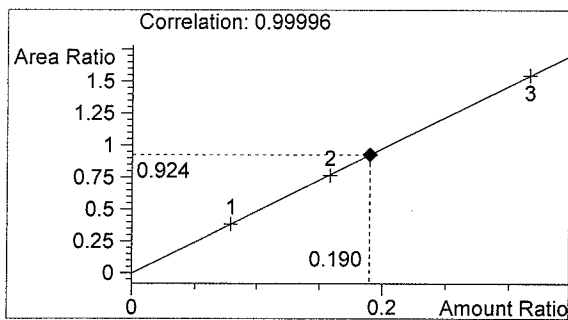
07036-1
 Lisa Noble

vial # 35



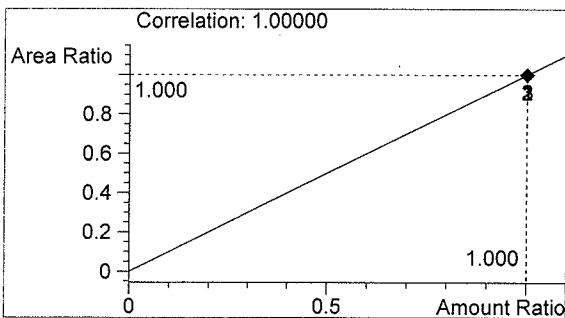
#	Compound	Area	RT
1	ethanol	1418	1.112
2	n-propanol	1535	1.952

Totals:



ethanol 0.190 g/100ml

*Calibrated on
 9/19/07 by
 Lisa Noble -*



n-propanol 1.000 g/100ml

*see ST0707327
 or datafile*

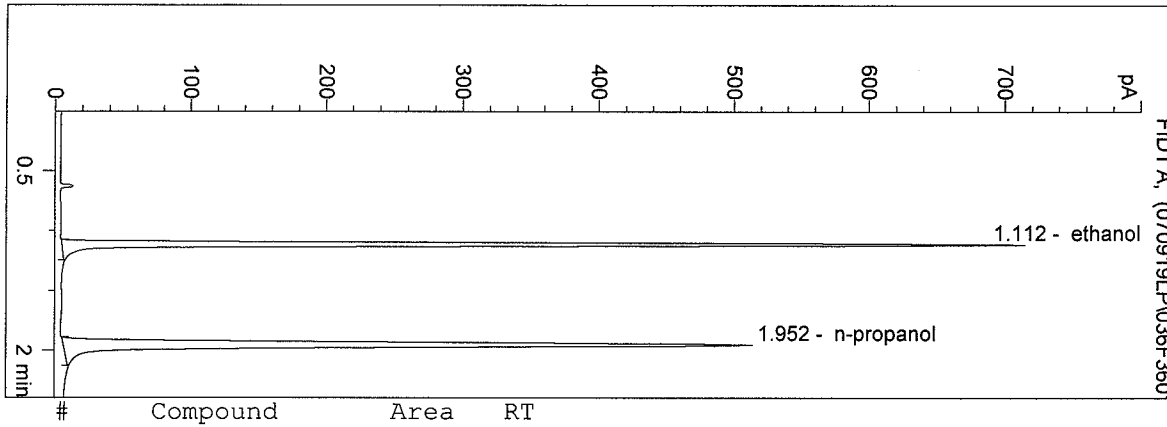
070919LC.

Lu 9/27/07

D:\HPCHEM\1\METHODS\BLDALCO2.M
 9/19/2007 4:21:48 PM
 Instrument 5
 DB-ALC2

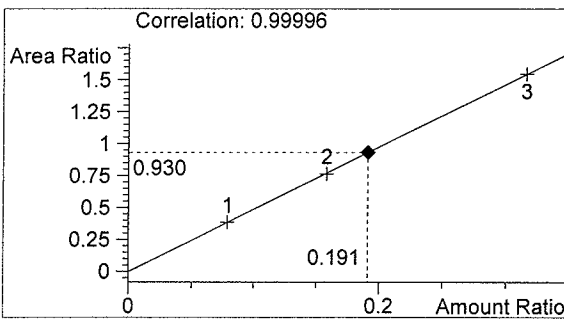
07036-2
 Lisa Noble

vial # 36



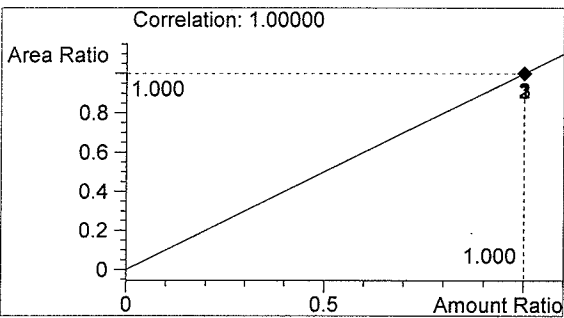
#	Compound	Area	RT
1	ethanol	1416	1.112
2	n-propanol	1523	1.952

Totals:



ethanol 0.191 g/100ml

Jan 9/27/07

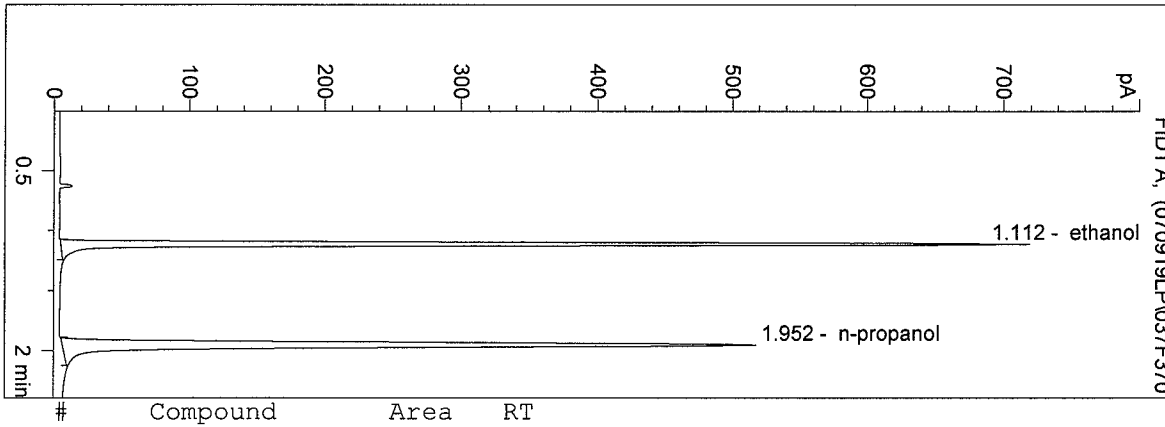


n-propanol 1.000 g/100ml

D:\HPCHEM\1\METHODS\BLDALCO2.M
 9/19/2007 4:26:25 PM
 Instrument 5
 DB-ALC2

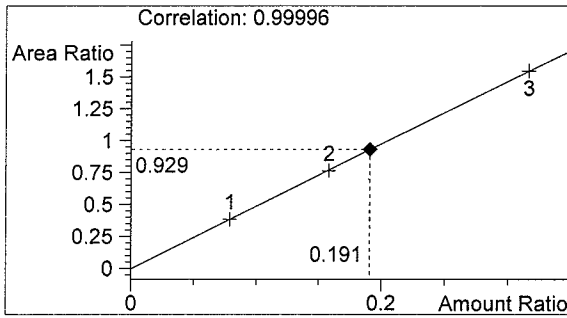
07036-3
 Lisa Noble

vial # 37



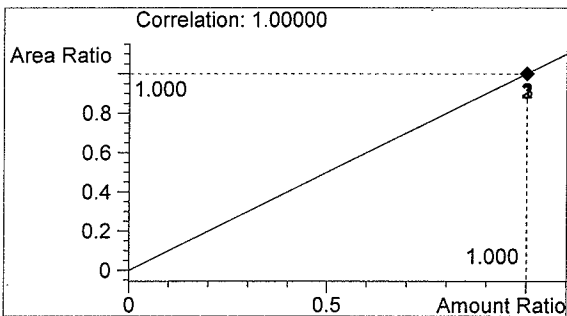
#	Compound	Area	RT
1	ethanol	1424	1.112
2	n-propanol	1533	1.952

Totals:



ethanol 0.191 g/100ml

Lu 9/27/07

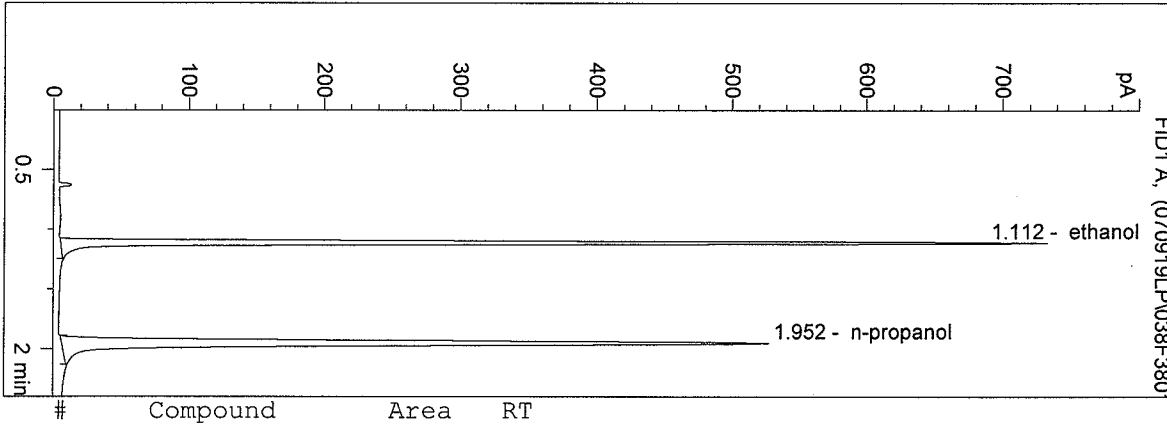


n-propanol 1.000 g/100ml

D:\HPCHEM\1\METHODS\BLDALCO2.M
 9/19/2007 4:29:59 PM
 Instrument 5
 DB-ALC2

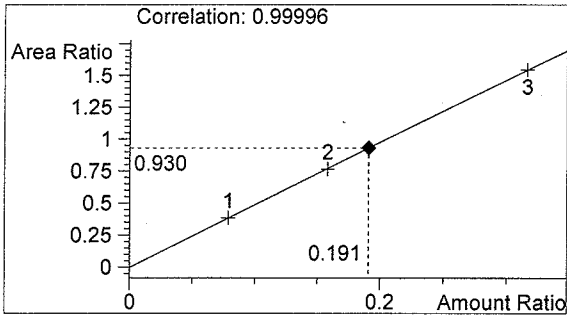
07036-4
 Lisa Noble

vial # 38



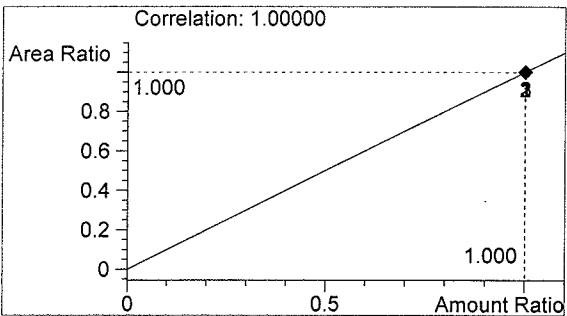
#	Compound	Area	RT
1	ethanol	1453	1.112
2	n-propanol	1563	1.952

Totals:



ethanol 0.191 g/100ml

In 9/27/07

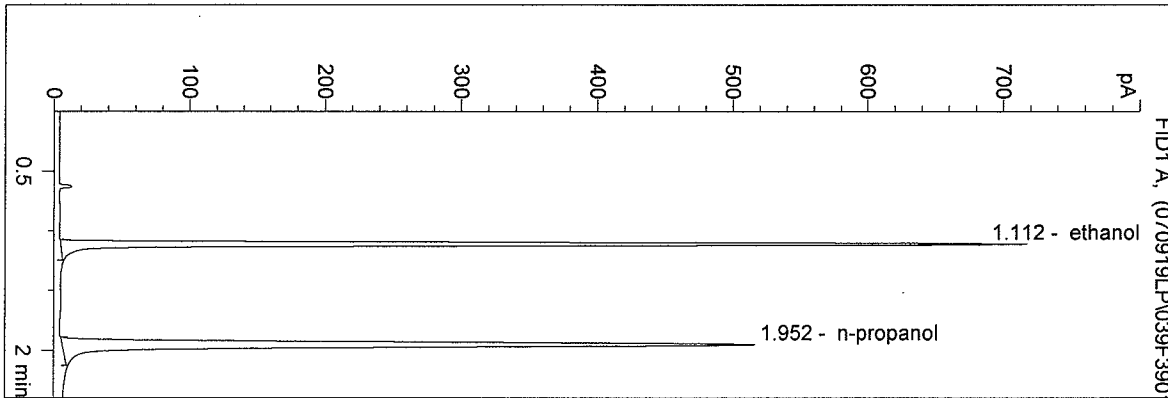


n-propanol 1.000 g/100ml

D:\HPCHEM\1\METHODS\BLDALCO2.M
 9/19/2007 4:33:53 PM
 Instrument 5
 DB-ALC2

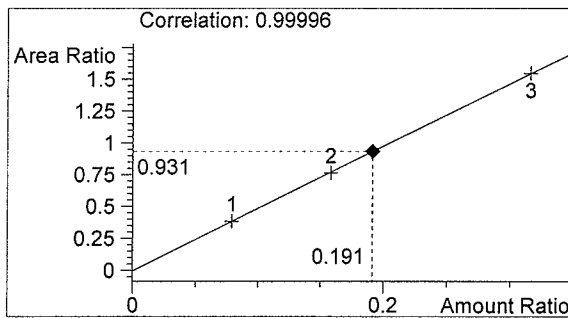
07036-5
 Lisa Noble

vial # 39



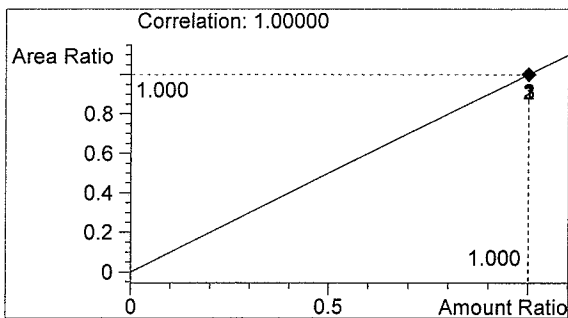
#	Compound	Area	RT
1	ethanol	1428	1.112
2	n-propanol	1533	1.952

Totals:



ethanol 0.191 g/100ml

Lu 9/27/07

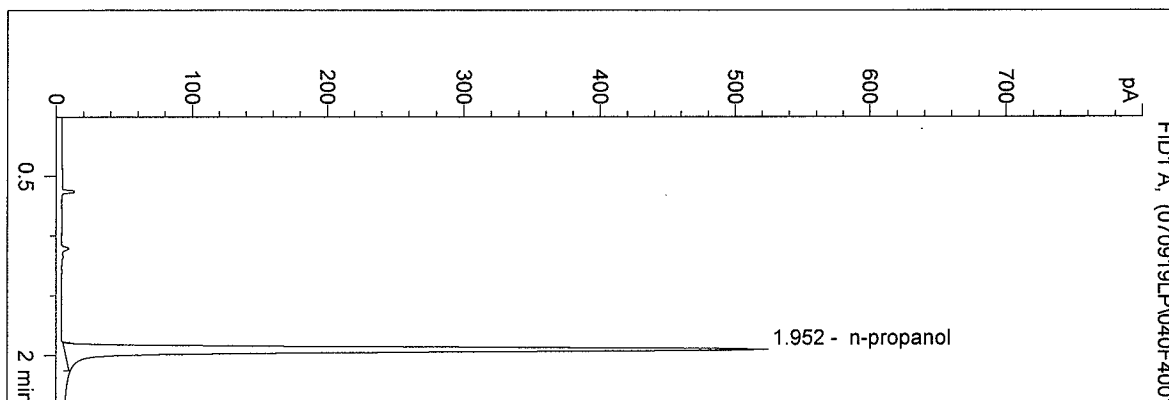


n-propanol 1.000 g/100ml

D:\HPCHEM\1\METHODS\BLDALCO2.M
 9/19/2007 4:38:32 PM
 Instrument 5
 DB-ALC2

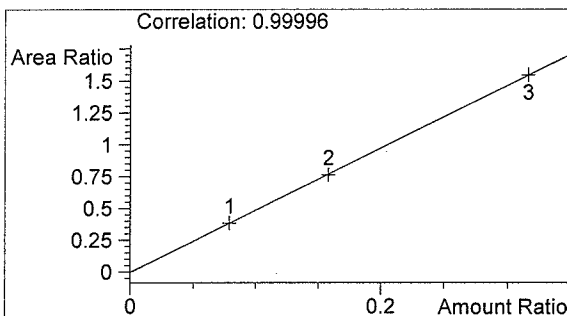
BLANK
 Lisa Noble

vial # 40



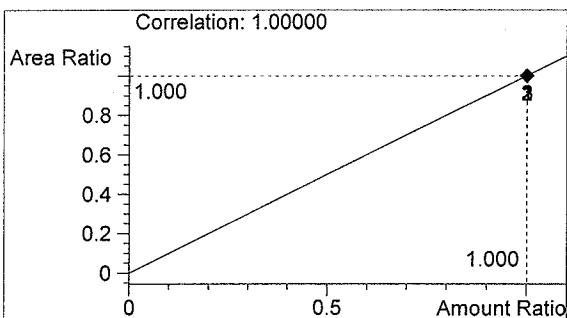
#	Compound	Area	RT
1	ethanol	0	0.000
2	n-propanol	1552	1.952

Totals:



ethanol 0.000 g/100ml

Lu 9/27/07

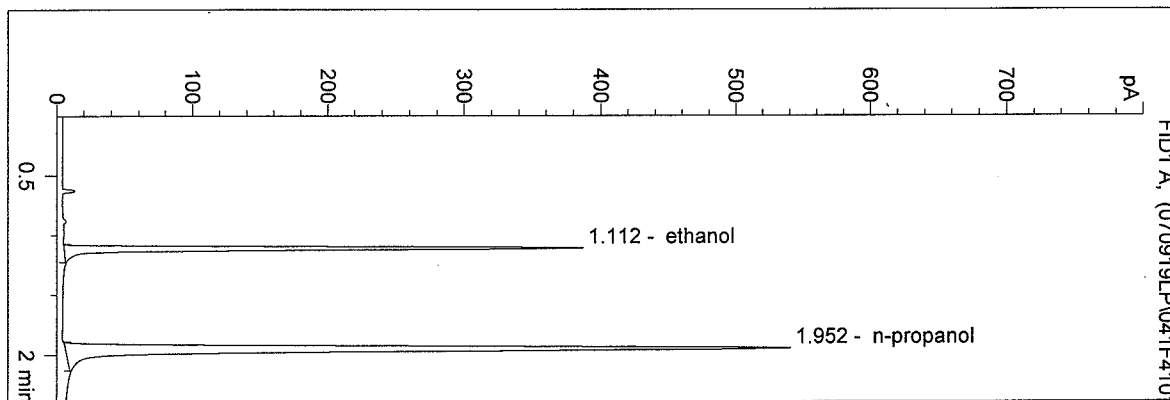


n-propanol 1.000 g/100ml

D:\HPCHEM\1\METHODS\BLDALCO2.M
 9/19/2007 4:41:58 PM
 Instrument 5
 DB-ALC2

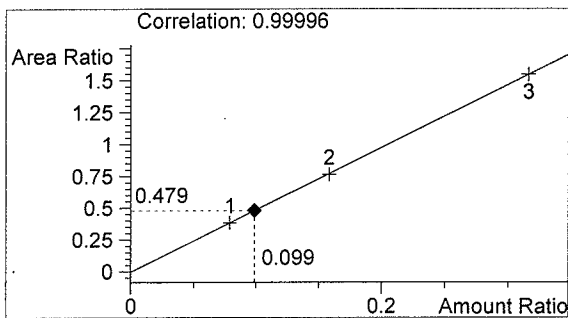
0.10 CONTROL LN
 Lisa Noble

vial # 41



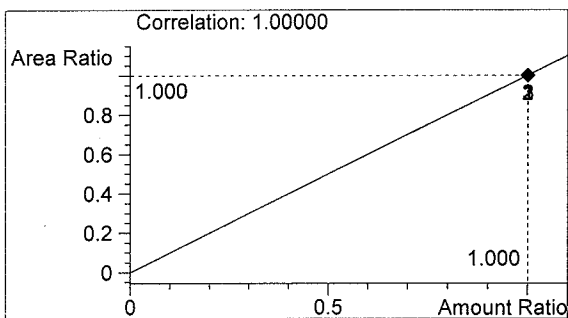
#	Compound	Area	RT
1	ethanol	767	1.112
2	n-propanol	1604	1.952

Totals:



ethanol 0.099 g/100ml

Lu 9/27/07

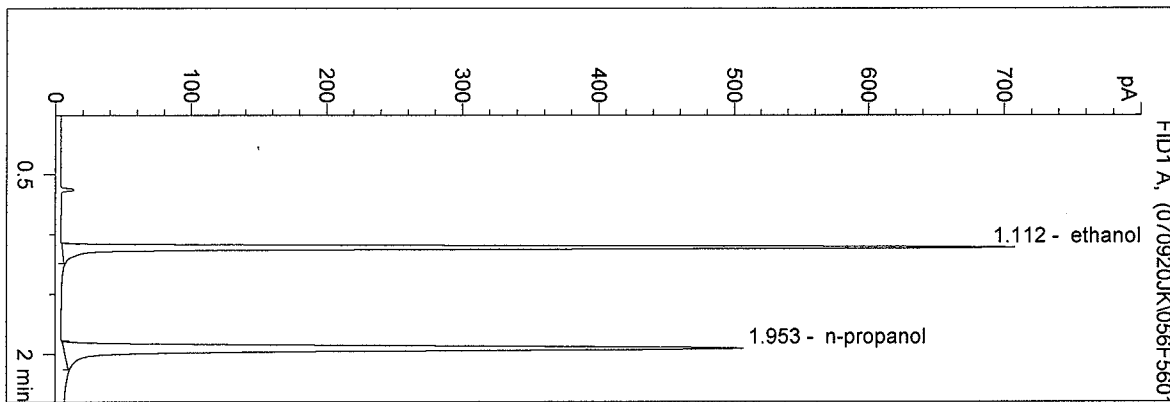


n-propanol 1.000 g/100ml

D:\HPCHEM\1\METHODS\BLDALCO2.M
 9/20/2007 1:38:01 PM
 Instrument 5
 DB-ALC2

07036-1
 Justin Knoy

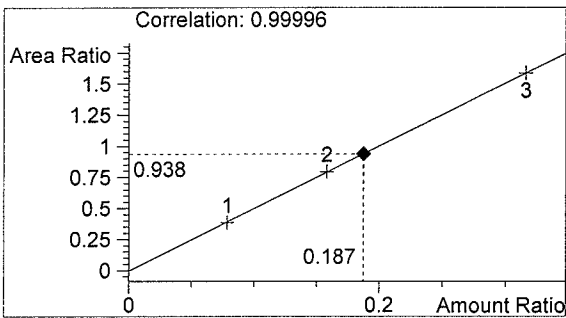
vial # 56



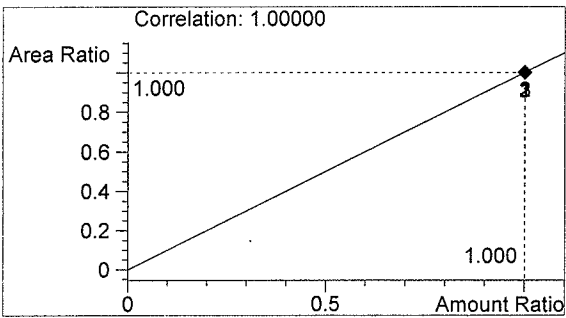
#	Compound	Area	RT
1	ethanol	1411	1.112
2	n-propanol	1505	1.953

Totals:

JK
9-26-07



ethanol 0.187 g/100ml

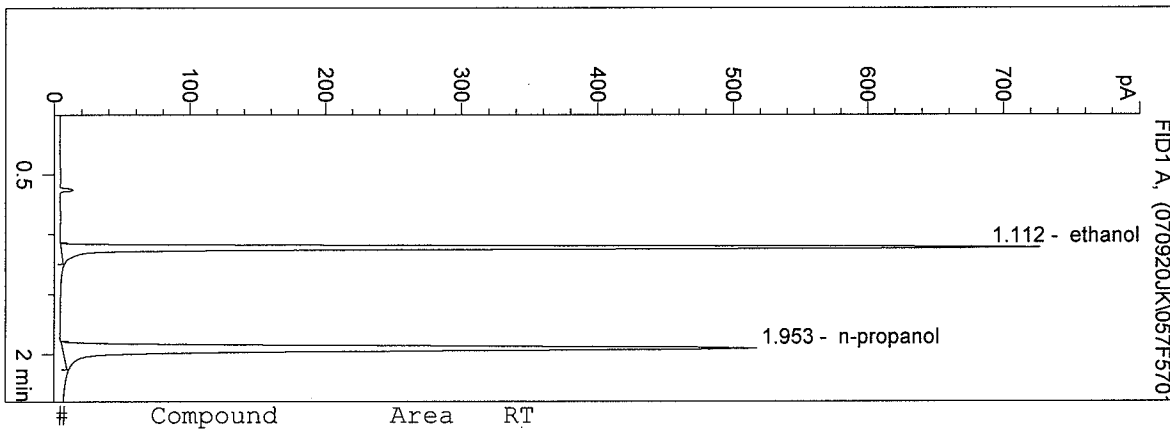


n-propanol 1.000 g/100ml

D:\HPCHEM\1\METHODS\BLDALCO2.M
 9/20/2007 1:41:40 PM
 Instrument 5
 DB-ALC2

07036-2
 Justin Knoy

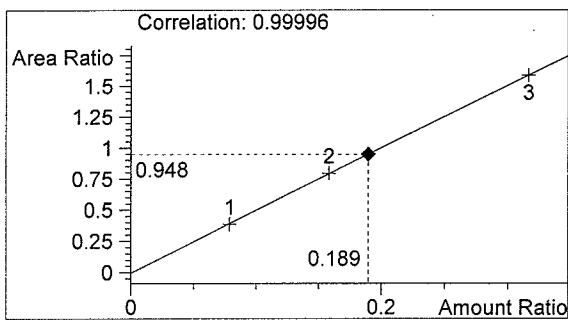
vial # 57



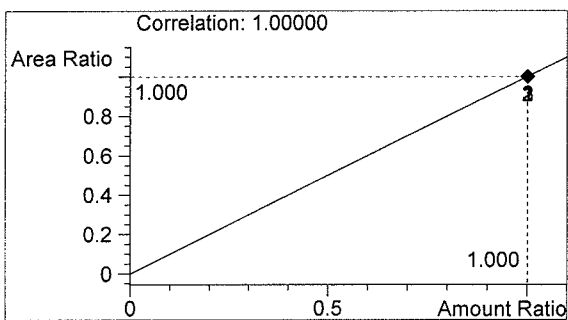
#	Compound	Area	RT
1	ethanol	1457	1.112
2	n-propanol	1537	1.953

Totals:

[Handwritten signature]
 9-26-07



ethanol 0.189 g/100ml

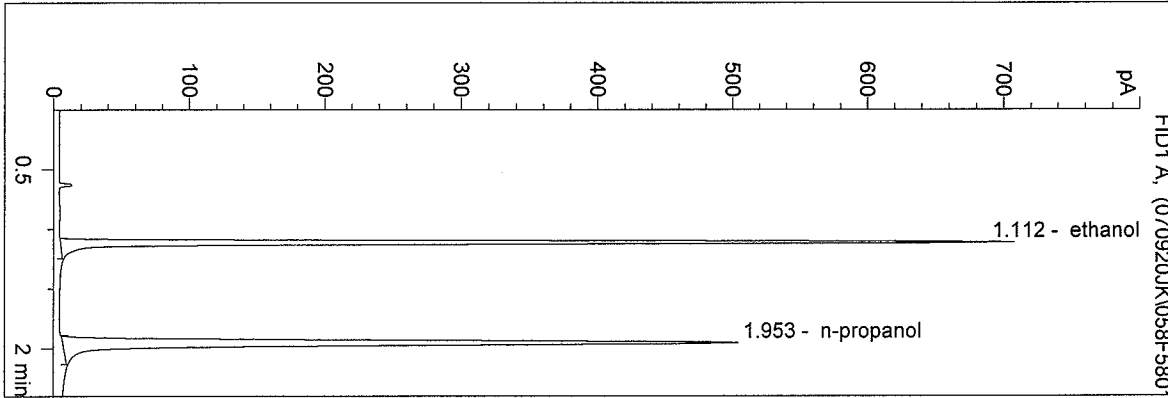


n-propanol 1.000 g/100ml

D:\HPCHEM\1\METHODS\BLDALCO2.M
 9/20/2007 1:45:11 PM
 Instrument 5
 DB-ALC2

07036-3
 Justin Knoy

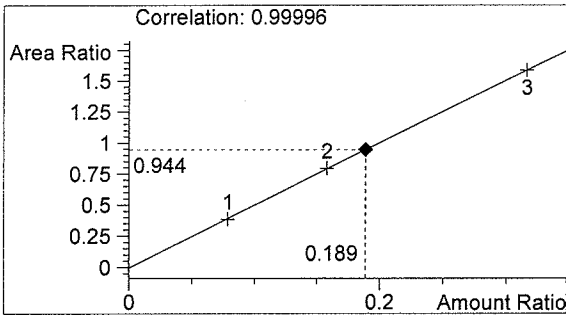
vial # 58



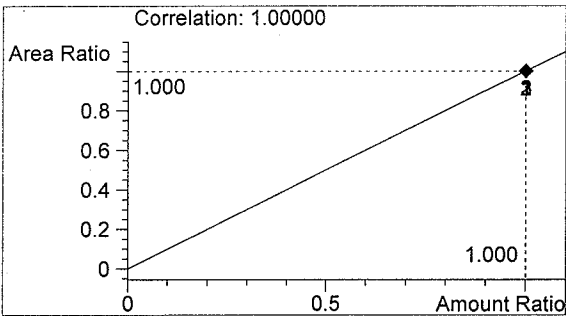
#	Compound	Area	RT
1	ethanol	1415	1.112
2	n-propanol	1498	1.953

Totals:

[Handwritten signature]
 JK 9-26-07



ethanol 0.189 g/100ml

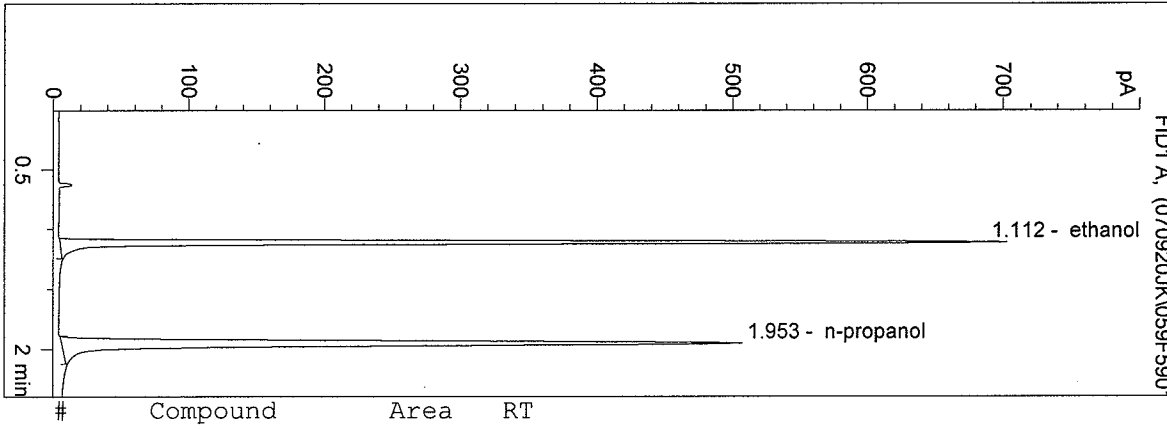


n-propanol 1.000 g/100ml

D:\HPCHEM\1\METHODS\BLDALCO2.M
 9/20/2007 1:50:02 PM
 Instrument 5
 DB-ALC2

07036-4
 Justin Knoy

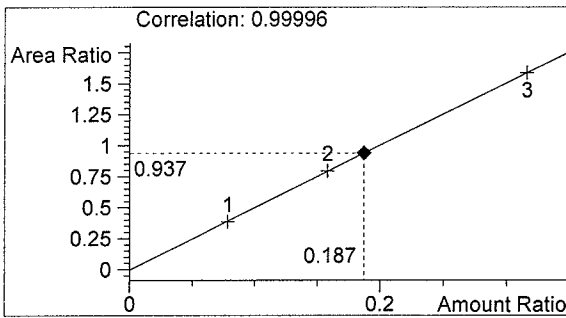
vial # 59



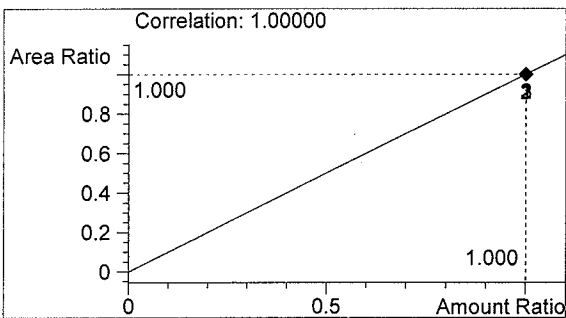
#	Compound	Area	RT
1	ethanol	1406	1.112
2	n-propanol	1501	1.953

Totals:

[Handwritten signature]
 9-26-07



ethanol 0.187 g/100ml

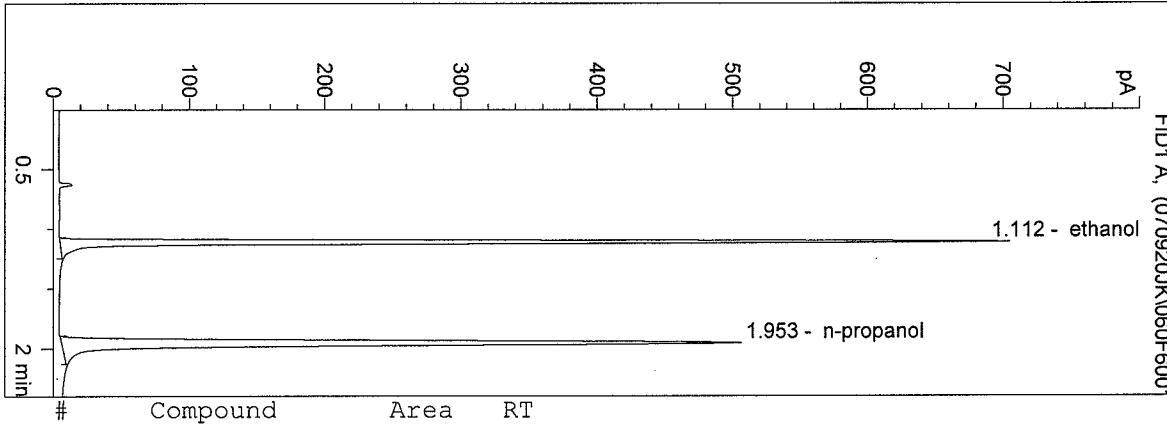


n-propanol 1.000 g/100ml

D:\HPCHEM\1\METHODS\BLDALCO2.M
 9/20/2007 1:53:36 PM
 Instrument 5
 DB-ALC2

07036-5
 Justin Knoy

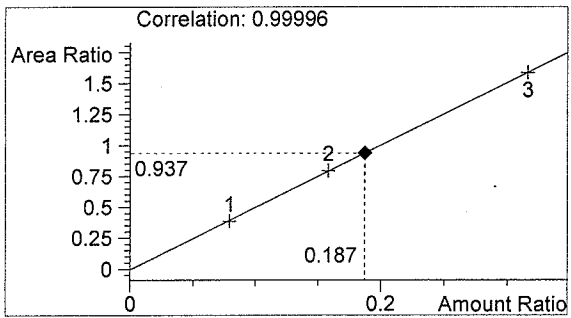
vial # 60



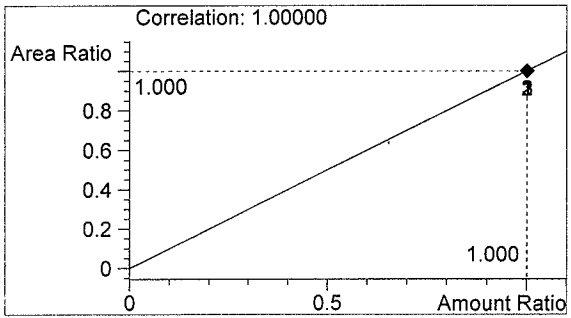
#	Compound	Area	RT
1	ethanol	1406	1.112
2	n-propanol	1501	1.953

Totals:

[Handwritten signature]
 9-26-07



ethanol 0.187 g/100ml

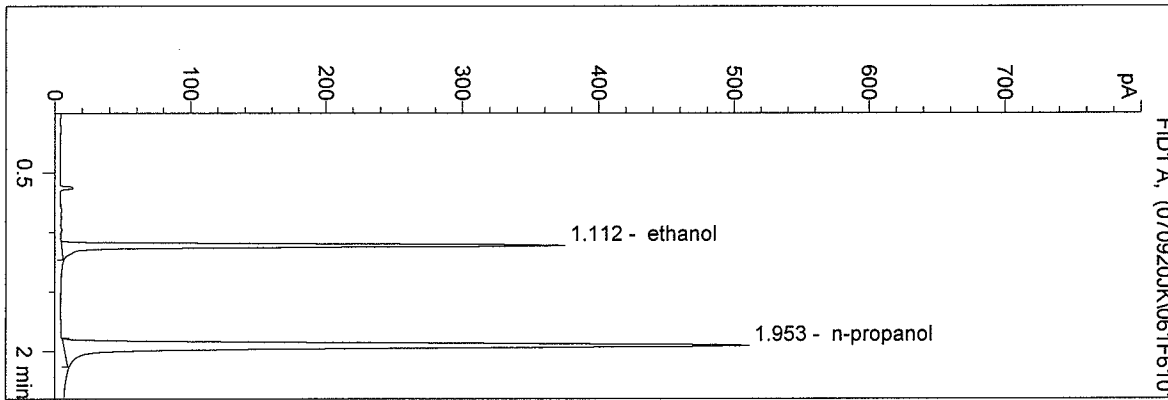


n-propanol 1.000 g/100ml

D:\HPCHEM\1\METHODS\BLDALCO2.M
 9/20/2007 1:57:17 PM
 Instrument 5
 DB-ALC2

0.10 CTRL JK
 Justin Knoy

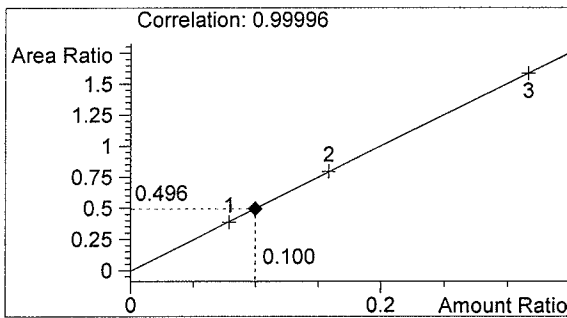
vial # 61



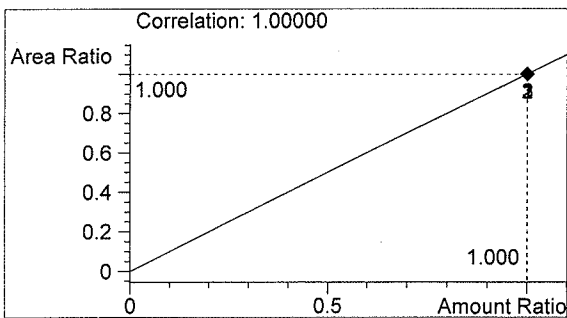
#	Compound	Area	RT
1	ethanol	752	1.112
2	n-propanol	1516	1.953

Totals:

[Handwritten signature]
 9-26-07



ethanol 0.100 g/100ml

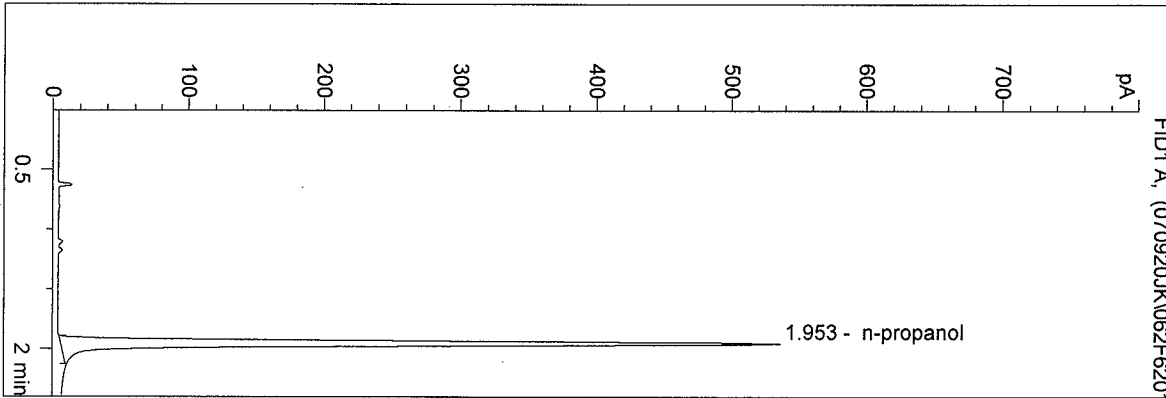


n-propanol 1.000 g/100ml

D:\HPCHEM\1\METHODS\BLDALCO2.M
 9/20/2007 2:01:58 PM
 Instrument 5
 DB-ALC2

BLANK
 Justin Knoy

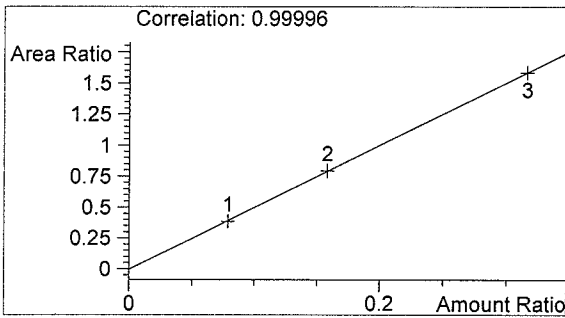
vial # 62



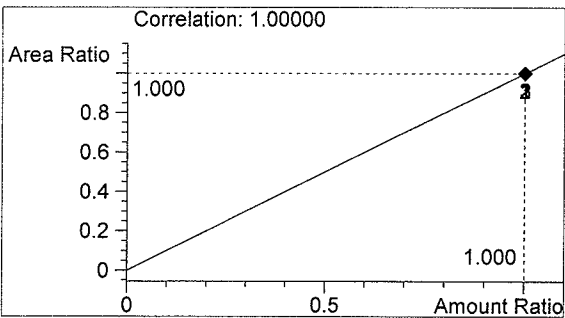
#	Compound	Area	RT
1	ethanol	0	0.000
2	n-propanol	1595	1.953

Totals:

[Handwritten signature]
 9-26-07



ethanol 0.000 g/100ml



n-propanol 1.000 g/100ml

Sequence Parameters:

Operator: Justin Knoy
 Data File Naming: Auto
 Data Directory: D:\HPCHEM\1\DATA\
 Data Subdirectory: 070920JK
 Part of Methods to run: According to Runtime Checklist
 Barcode Reader: not used
 Shutdown Cmd/Macro: none
 Sequence Comment:

Sequence Table (Front Injector):

Method and Injection Info Part:

Line	Location	SampleName	Method	Inj	SampleType	InjVolume	DataFile
1	Vial 1	BLANK	BLDALCO2	1	Sample		
2	Vial 2	0.079 CAL	BLDALCO2	1	Calib		
3	Vial 3	0.158 CAL	BLDALCO2	1	Calib		
4	Vial 4	0.316 CAL	BLDALCO2	1	Calib		
5	Vial 5	BLANK	BLDALCO2	1	Ctrl Samp		
6	Vial 6	0.04 MIX	VOL	1	Calib		
7	Vial 7	0.08 MIX	VOL	1	Calib		
8	Vial 8	0.02 STD	BLDALCO2	1	Sample		
9	Vial 9	0.04 CTRL JK	BLDALCO2	1	Ctrl Samp		
10	Vial 10	0.10 CTRL JK	BLDALCO2	1	Ctrl Samp		
11	Vial 11	0.20 CTRL JK	BLDALCO2	1	Ctrl Samp		
12	Vial 12	BLANK	BLDALCO2	1	Sample		
13	Vial 13	0707359	BLDALCO2	1	Sample		
14	Vial 14	0707360	BLDALCO2	1	Sample		
15	Vial 15	0707361	BLDALCO2	1	Sample		
16	Vial 16	0707362	BLDALCO2	1	Sample		
17	Vial 17	0707369	BLDALCO2	1	Sample		
18	Vial 18	0707371	BLDALCO2	1	Sample		
19	Vial 19	0707376 urine	BLDALCO2	1	Sample		
20	Vial 20	0707377	BLDALCO2	1	Sample		
21	Vial 21	0707379	BLDALCO2	1	Sample		
22	Vial 22	0707380	BLDALCO2	1	Sample		
23	Vial 23	0.04 CTRL JK	BLDALCO2	1	Ctrl Samp		
24	Vial 24	BLANK	BLDALCO2	1	Sample		
25	Vial 25	0707382	BLDALCO2	1	Sample		
26	Vial 26	0707384	BLDALCO2	1	Sample		
27	Vial 27	0707385	BLDALCO2	1	Sample		
28	Vial 28	0707386	BLDALCO2	1	Sample		
29	Vial 29	0707388	BLDALCO2	1	Sample		
30	Vial 30	0707390	BLDALCO2	1	Sample		
31	Vial 31	0707383	BLDALCO2	1	Sample		
32	Vial 32	BLANK	BLDALCO2	1	Sample		
33	Vial 33	0.10 CTRL JK	BLDALCO2	1	Ctrl Samp		
34	Vial 34	BLANK	BLDALCO2	1	Sample		
35	Vial 35	07033-1	BLDALCO2	1	Sample		
36	Vial 36	07033-2	BLDALCO2	1	Sample		
37	Vial 37	07033-3	BLDALCO2	1	Sample		
38	Vial 38	07033-4	BLDALCO2	1	Sample		
39	Vial 39	07033-5	BLDALCO2	1	Sample		
40	Vial 40	0.10 CTRL JK	BLDALCO2	1	Ctrl Samp		
41	Vial 41	BLANK	BLDALCO2	1	Sample		

JK
 9/27/07

A050530 Exp 7(1)
 A050528 Exp 7(1)
 A050527 Exp 7(1)

Line	Location	SampleName	Method	Inj	SampleType	InjVolume	DataFile
42	Vial 42	07034-1	BLDALCO2	1	Sample		
43	Vial 43	07034-2	BLDALCO2	1	Sample		
44	Vial 44	07034-3	BLDALCO2	1	Sample		
45	Vial 45	07034-4	BLDALCO2	1	Sample		
46	Vial 46	07034-5	BLDALCO2	1	Sample		
47	Vial 47	0.10 CTRL JK	BLDALCO2	1	Ctrl Samp		
48	Vial 48	BLANK	BLDALCO2	1	Sample		
49	Vial 49	07035-1	BLDALCO2	1	Sample		
50	Vial 50	07035-2	BLDALCO2	1	Sample		
51	Vial 51	07035-3	BLDALCO2	1	Sample		
52	Vial 52	07035-4	BLDALCO2	1	Sample		
53	Vial 53	07035-5	BLDALCO2	1	Sample		
54	Vial 54	0.10 CTRL JK	BLDALCO2	1	Ctrl Samp		
55	Vial 55	BLANK	BLDALCO2	1	Sample		
56	Vial 56	07036-1	BLDALCO2	1	Sample		
57	Vial 57	07036-2	BLDALCO2	1	Sample		
58	Vial 58	07036-3	BLDALCO2	1	Sample		
59	Vial 59	07036-4	BLDALCO2	1	Sample		
60	Vial 60	07036-5	BLDALCO2	1	Sample		
61	Vial 61	0.10 CTRL JK	BLDALCO2	1	Ctrl Samp		
62	Vial 62	BLANK	BLDALCO2	1	Sample		

[Handwritten signature]
9/27/07

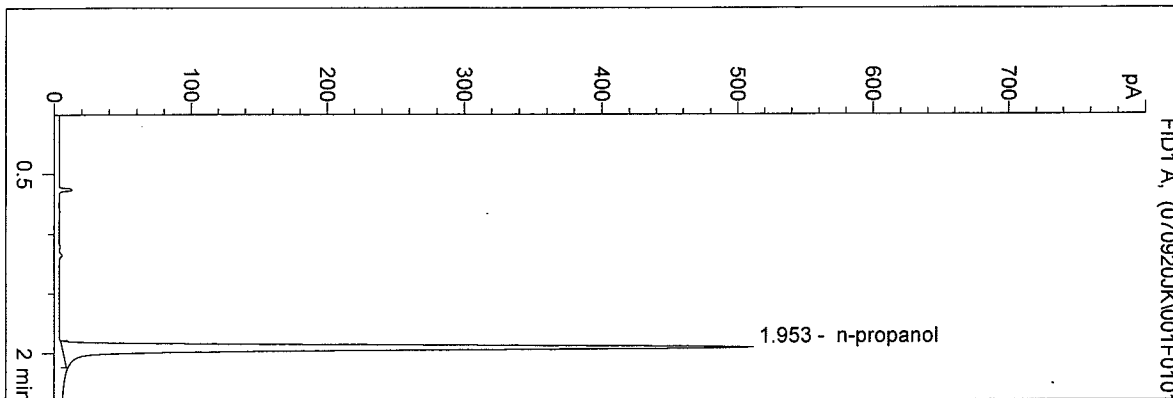
Sequence Table (Back Injector):

No entries - empty table!

D:\HPCHEM\1\METHODS\BLDALCO2.M
 9/20/2007 9:40:26 AM
 Instrument 5
 DB-ALC2

BLANK
 Justin Knoy

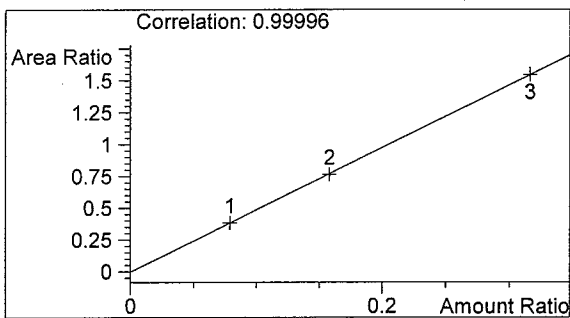
vial # 1



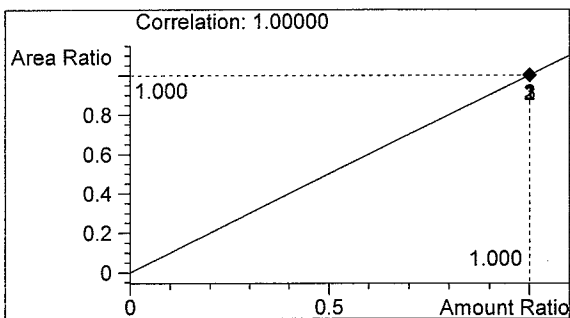
#	Compound	Area	RT
1	ethanol	0	0.000
2	n-propanol	1514	1.953

Totals:

Handwritten signature and date: 9/27/07



ethanol 0.000 g/100ml

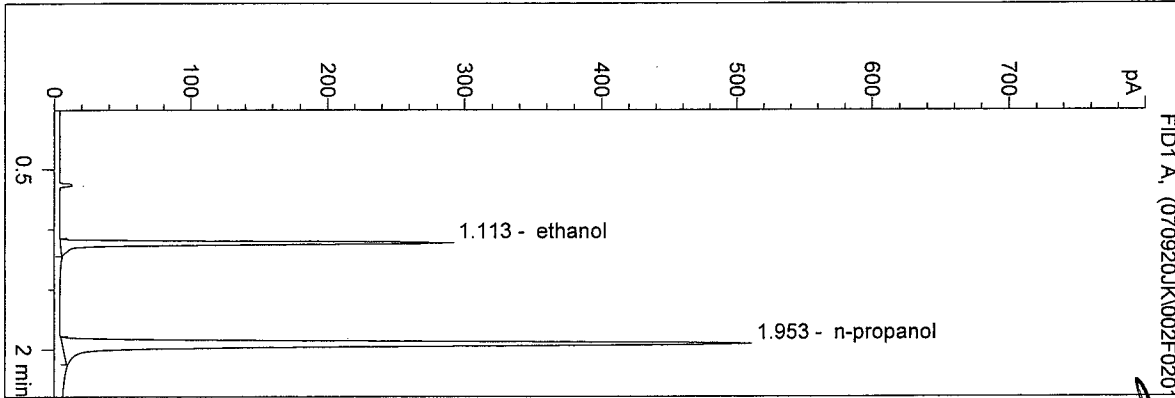


n-propanol 1.000 g/100ml

D:\HPCHEM\1\METHODS\BLDALCO2.M
 9/20/2007 9:44:00 AM
 Instrument 5
 DB-ALC2

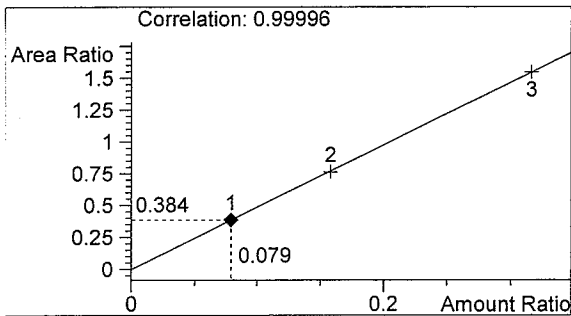
0.079 CAL
 Justin Knoy

vial # 2

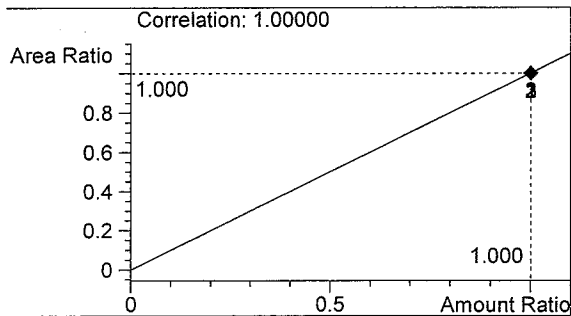


#	Compound	Area	RT
1	ethanol	584	1.113
2	n-propanol	1520	1.953

Totals:



ethanol 0.079 g/100ml

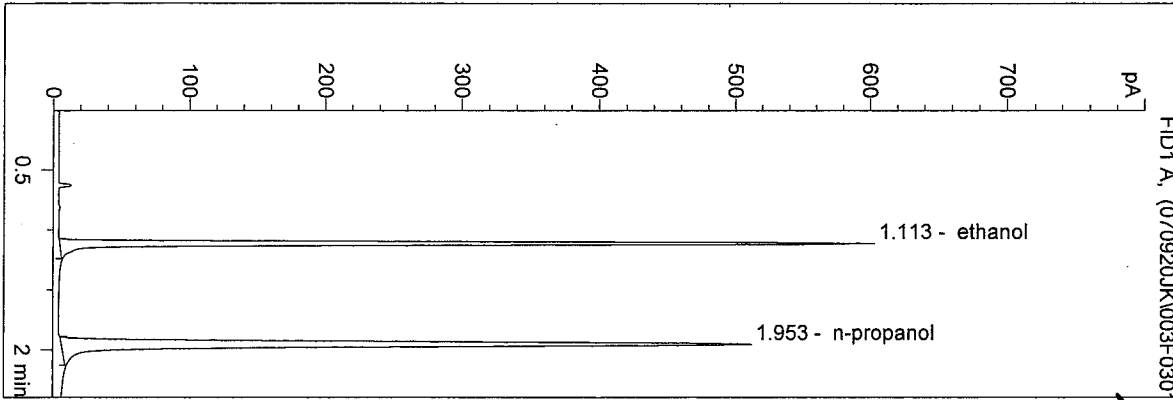


n-propanol 1.000 g/100ml

D:\HPCHEM\1\METHODS\BLDALCO2.M
 9/20/2007 9:47:32 AM
 Instrument 5
 DB-ALC2

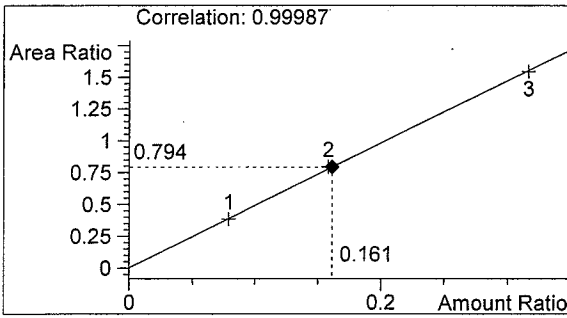
0.158 CAL
 Justin Knoy

vial # 3

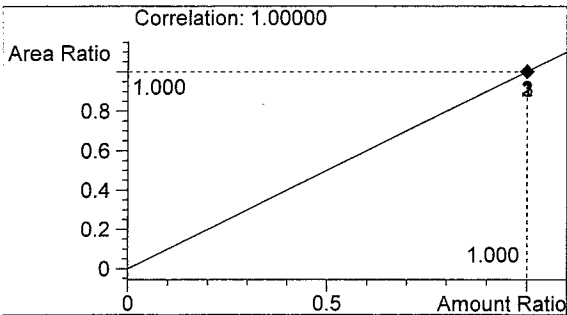


#	Compound	Area	RT
1	ethanol	1208	1.113
2	n-propanol	1522	1.953

Totals:



ethanol 0.161 g/100ml

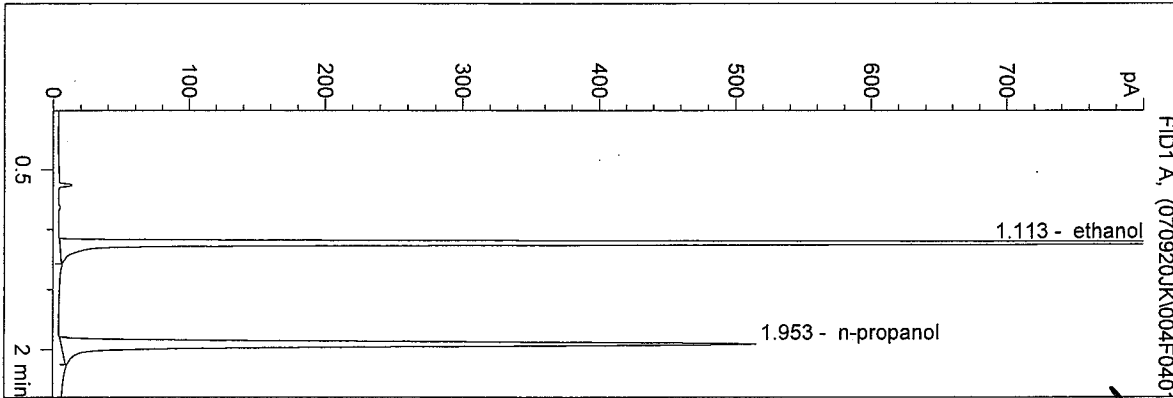


n-propanol 1.000 g/100ml

D:\HPCHEM\1\METHODS\BLDALCO2.M
 9/20/2007 9:52:32 AM
 Instrument 5
 DB-ALC2

0.316 CAL
 Justin Knoy

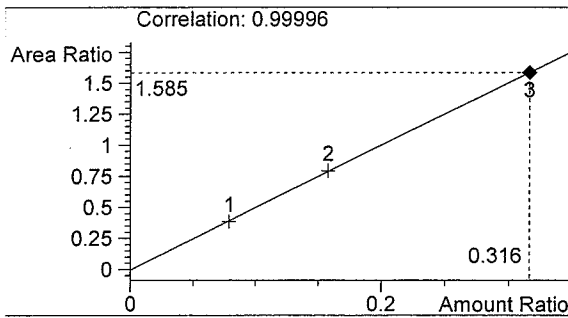
vial # 4



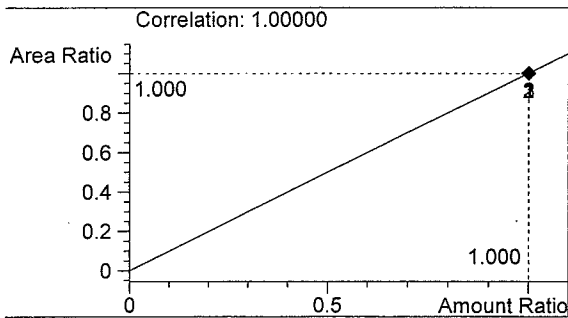
#	Compound	Area	RT
1	ethanol	2418	1.113
2	n-propanol	1526	1.953

Totals:

Handwritten: 9/27/07



ethanol 0.316 g/100ml

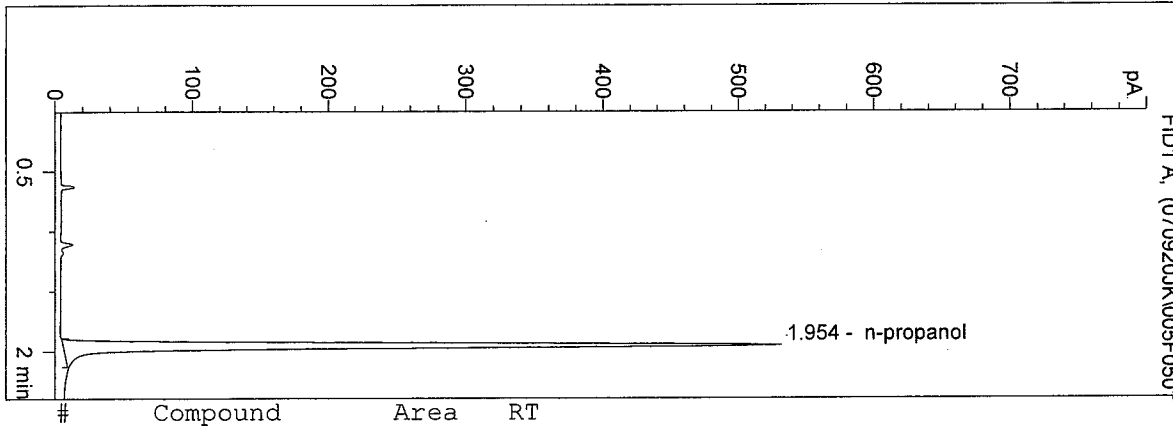


n-propanol 1.000 g/100ml

D:\HPCHEM\1\METHODS\BLDALCO2.M
 9/20/2007 9:55:58 AM
 Instrument 5
 DB-ALC2

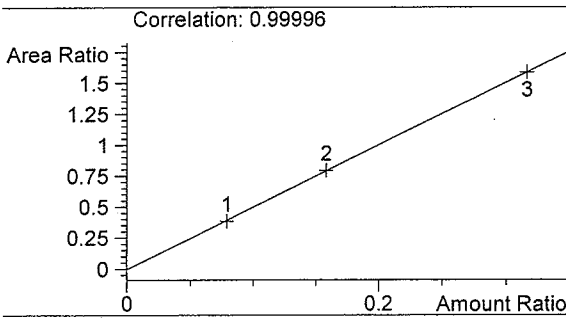
BLANK
 Justin Knoy

vial # 5

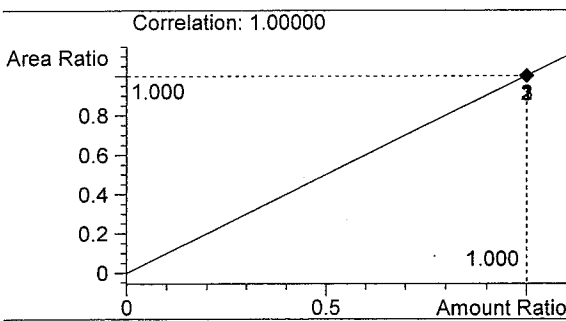


#	Compound	Area	RT
1	ethanol	0	0.000
2	n-propanol	1586	1.954

Totals:



ethanol 0.000 g/100ml



n-propanol 1.000 g/100ml