

**WASHINGTON STATE TOXICOLOGY LABORATORY**  
**FORENSIC LABORATORY SERVICES BUREAU**  
**WASHINGTON STATE PATROL**  
**2203 AIRPORT WAY S, SUITE 360**  
**SEATTLE, WASHINGTON 98134-2027**  
**(206) 262-6100 FAX (206) 262-6145**

Preparation and certification of **0.08** g/210L Quality Assurance solution  
 Batch number **07034** Date prepared: 09/18/2007  
 Preparation: 22.2 mL of absolute ethyl alcohol diluted to 18 Liters with water  
 Concentration of ethanol (g/100mL) measured by gas chromatography:

	Anal 1	Anal 2	Anal 3	Anal 4	Anal 5	Anal 6	Anal 7	Anal 8	Anal 9	Anal 10	Anal 11	Anal 12	Anal 13	Anal 14	Anal 15	Anal 16
1	0.099	0.099	0.097													
2	0.099	0.099	0.099													
3	0.099	0.099	0.098													
4	0.099	0.099	0.098													
5	0.099	0.099	0.098													
Ctrl	0.100	0.100	0.099													

**Statistics:**  
 Avg. solution concent.: 0.0987 g/100 mL  
 SD: 0.00062  
 Precision CV (%): 0.6253 %

**External Control:**  
 Lot #: A048730 Exp date: 03/2011  
 Target concentration: 0.10 g/100mL

**Equivalent vapor concent.:** 0.0802 g/210L

Analyst	Name	Signature	Date
1	Brittany Ball	<i>Brittany Ball</i>	09/19/2007
2	Lisa Noble	<i>Lisa Noble</i>	09/19/2007
3	Justin L Knoy	<i>Justin L Knoy</i>	09/20/2007
4			
5			
6			
7			
8			
9			
10			
11			
12			
13			
14			
15			
16			


Prepared by: Brittany Ball according to the approved protocol  
 ver 09/06/2007

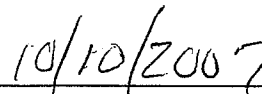
## Notice of Simulator Solution File Review

At the request of the State Toxicologist a review of the following simulator solution records has been accomplished. The following file consists of simulator solution analyses performed and completed by the State Toxicology Laboratory for a specific batch number. The file contains the simulator solution data entry form along with a file review record and the chromatograms generated by the Toxicology Laboratory during the analyses of the solutions. This file has been reviewed by Tpr. Ken Denton and Mr. Rod Gullberg for accuracy and completeness. Where computations regarding simulator solution values have been found to be incorrect, the corrected values have been written in by Mr. Rod Gullberg along with initials and date. The corrected values were then evaluated to ensure that the solution still conformed to those standards established by the State Toxicologist.

Where computation values changed for a specific batch number, the analysts employed by the State Toxicology Laboratory were asked to review the revisions, ensure the solution complied with the criteria established by the State Toxicologist and then re-sign their affidavit. Their signature will appear on their original affidavit along with a statement regarding their review of the results.


Where a dating error occurred that analyst will have made the correction on the original data form including their initials and date and then re-signed their original affidavit.





Tpr. Ken Denton

Date





Rod G. Gullberg

Date

Washington State Toxicology Laboratory

Simulator Solution Data Entry Review Form

Reviewer KAREN NEWTON / ROSS GULLBERG Date 10-10-07  
Location TOX LAB SEATTLE Batch Number 07034

Form Review Criteria

Preparation date precedes all analysis dates: Okay  Not Okay \_\_\_

Data entry corresponds to all chromatograms: Okay  Not Okay \_\_\_

All signatures present: Okay  Not Okay \_\_\_

Computations:

Avg. solution concentration: Correct  Not Correct \_\_\_

Standard deviation: Correct  Not Correct \_\_\_

Range: Correct  Not Correct \_\_\_

Precision: Correct  Not Correct \_\_\_



Equivalent vapor concent.: Correct  Not Correct \_\_\_

External Control Information  
(lot # and future date): Correct  Not Correct \_\_\_

Complies with accuracy and precision requirements established by the  
State Toxicologist: Yes  No \_\_\_

Corrections Necessary:

Comments:

Reviewer Signature:  Date: 10-10-07  
Reviewer Signature:  Date: 10/10/2007

Batch Worksheet Checkoff

QA Batch  
07034

When the chromatograms print out please check, initial, and date them all.

If you re-dilute and re-run the solution, please put a single line through the pages that are not going to be used and leave it in the folder.

Please check the data entered into the worksheet is correct and that the date to the right of your name is the date that you tested the solution and then sign the worksheet.

Please initial below to affirm that you have:

- 1 – Initialed and dated your chromatograms
- 2 – Checked your data
- 3 – Checked the date to the right of your name on the worksheet
- 4 – Signed the worksheet.

Initials	Date
Brianne Akins	
Brittany Ball BB	9/26/07
Amanda Black	
Brian Capron	
Rebecca Flaherty	
Ed Formoso	
Christopher Johnston	
Justin Knoy JK	9-26-07
Asa Louis	
Estuardo Miranda	
Christie Mitchell	
Lisa Noble lu	9/27/07
Naziha Nuwayhid	
Melissa Pemberton <i>Melissa Pemberton - Levenson</i>	
Brianna Peterson	
Sarah Swenson	

JK 10-1-07

10-1-07 10/10/07  
10/10

CHRISTINE O. GREGOIRE  
Governor



JOHN R. BATISTE  
Chief

STATE OF WASHINGTON  
WASHINGTON STATE PATROL  
WASHINGTON STATE TOXICOLOGY LABORATORY  
2203 Airport Way South, Suite 360 • Seattle, Washington 98134-2927 • (206) 262-6100 • FAX (206) 262-6145

DATAMASTER QUALITY ASSURANCE SOLUTION  
CERTIFICATION FOR LOT 07034

I, Brittany Ball, do certify under penalty of perjury that:

I am employed by the Washington State Toxicology Laboratory, and a part of my responsibilities includes preparing and testing the alcohol solutions for the DataMaster breath test instrument.

I possess the following qualifications: BS degree in Biology.

The quality assurance solution, Lot Number 07034, was prepared in the Washington State Toxicology Laboratory on 9/18/2007. I examined and tested this solution. It was found to conform to those standards established by the state toxicologist for the certification of quality assurance solution. It should not be used for evidential breath tests after 9/18/2008.

Seattle, WA

Brittany Ball 10/10/07  
Brittany Ball Date  
Forensic Toxicologist

BB/jr  
BBQA



CHRISTINE O. GREGOIRE  
Governor



JOHN R. BATISTE  
Chief

STATE OF WASHINGTON  
WASHINGTON STATE PATROL  
WASHINGTON STATE TOXICOLOGY LABORATORY  
2203 Airport Way South, Suite 360 • Seattle, Washington 98134-2927 • (206) 262-6100 • FAX (206) 262-6145

DATAMASTER QUALITY ASSURANCE SOLUTION  
CERTIFICATION FOR LOT 07034


I, Lisa R Noble, do certify under penalty of perjury that:

I am employed by the Washington State Toxicology Laboratory, and a part of my responsibilities includes preparing and testing the alcohol solutions for the DataMaster breath test instrument.

I possess the following qualifications: BS degree in Biochemistry, and two years laboratory experience in formulation chemistry.

The quality assurance solution, Lot Number 07034, was prepared in the Washington State Toxicology Laboratory on 9/18/2007. I examined and tested this solution. It was found to conform to those standards established by the state toxicologist for the certification of quality assurance solution. It should not be used for evidential breath tests after 9/18/2008.

Seattle, WA

  
\_\_\_\_\_  
Lisa R Noble                      10/9/07                      Date  
Forensic Toxicologist

LN/jr  
LPQA



CHRISTINE O. GREGOIRE  
Governor



JOHN R. BATISTE  
Chief

STATE OF WASHINGTON  
WASHINGTON STATE PATROL  
WASHINGTON STATE TOXICOLOGY LABORATORY

2203 Airport Way South, Suite 360 • Seattle, Washington 98134-2927 • (206) 262-6100 • FAX (206) 262-6145

DATAMASTER QUALITY ASSURANCE SOLUTION  
CERTIFICATION FOR LOT 07034


I, Justin L. Knoy, do certify under penalty of perjury that:

I am employed by the Washington State Toxicology Laboratory, and a part of my responsibilities includes preparing and testing the alcohol solutions for the DataMaster breath test instrument.

I possess the following qualifications: BS degree in Biology, and MS degree in Forensic Science.

The quality assurance solution, Lot Number 07034, was prepared in the Washington State Toxicology Laboratory on 9/18/2007. I examined and tested this solution. It was found to conform to those standards established by the state toxicologist for the certification of quality assurance solution. It should not be used for evidential breath tests after 9/18/2008.

Seattle, WA

  
Justin L. Knoy      Date 10/10/07  
Forensic Toxicologist

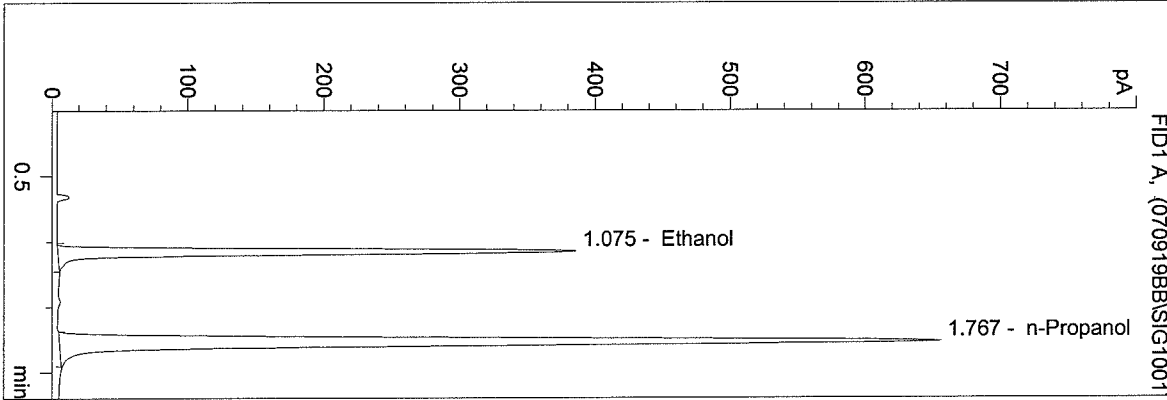
JLK/jr  
JKQA



C:\HPCHEM\1\METHODS\BLDALCO.M  
 9/19/2007 12:12:53 PM  
 Instrument 1  
 DB ALC 1

QA07034-1  
 Brittany Ball

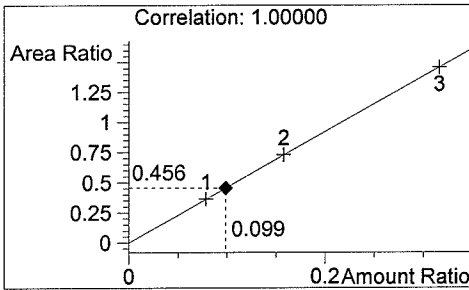
vial # 17



*BB*  
*9/19/07*

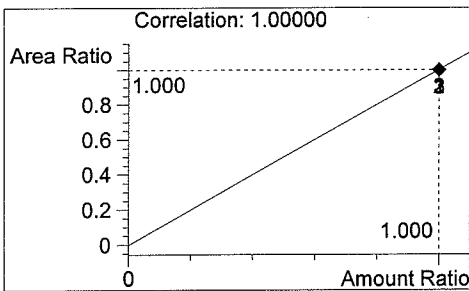
#	Compound	Area	RT
1	Ethanol	1176	1.075
2	n-Propanol	2577	1.767
Tot			

For Calibration  
 Data see  
 QA 07033 folder



Ethanol

0.099 g/100ml



n-Propanol

1.000 g/100ml

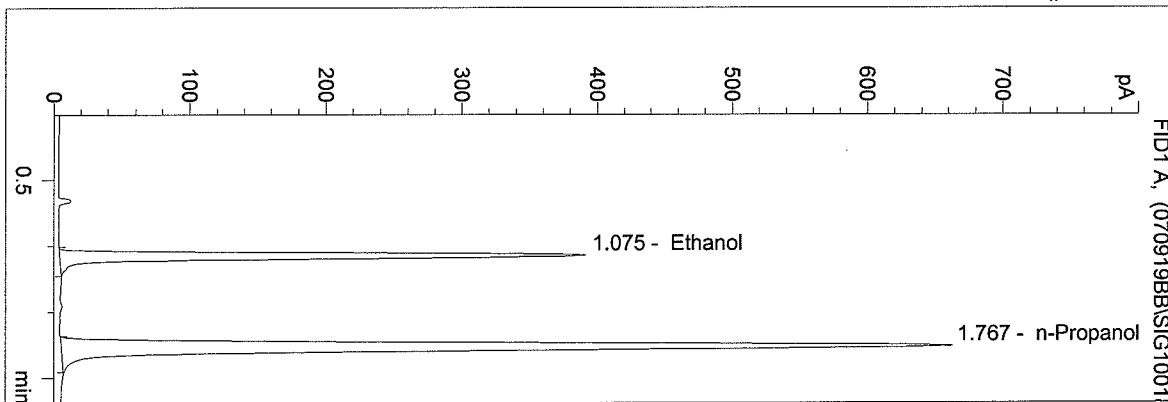
*Reviewed*  
*BB*  
*9/20/07*



C:\HPCHEM\1\METHODS\BLDALCO.M  
 9/19/2007 12:15:57 PM  
 Instrument 1  
 DB ALC 1

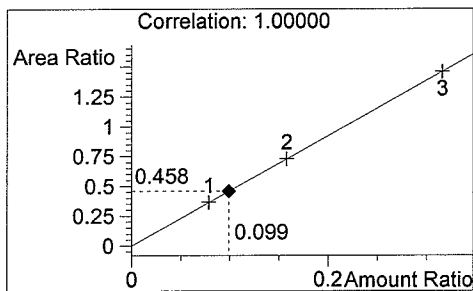
QA07034-2  
 Brittany Ball

vial # 18



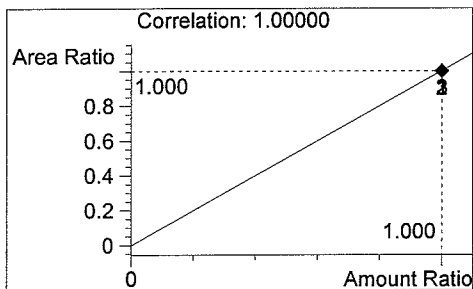
#	Compound	Area	RT
1	Ethanol	1193	1.075
2	n-Propanol	2605	1.767

Tot



Ethanol

0.099 g/100ml



n-Propanol

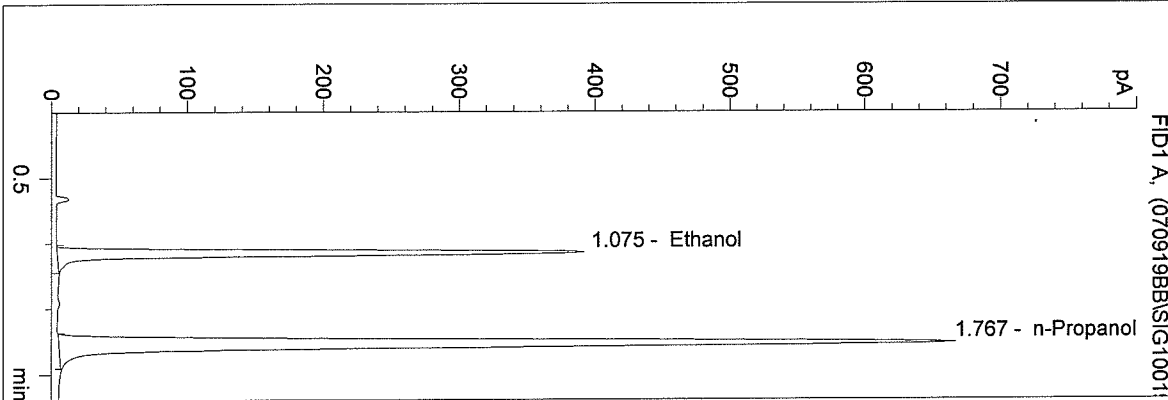
1.000 g/100ml

9/26/07  
 BB

C:\HPCHEM\1\METHODS\BLDALCO.M  
 9/19/2007 12:19:02 PM  
 Instrument 1  
 DB ALC 1

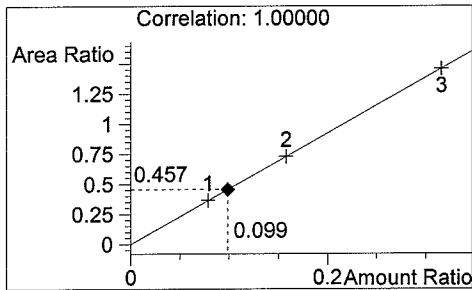
QA07034-3  
 Brittany Ball

vial # 19



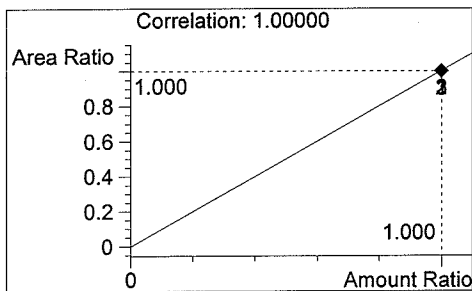
#	Compound	Area	RT
1	Ethanol	1196	1.075
2	n-Propanol	2617	1.767

Tot



Ethanol

0.099 g/100ml



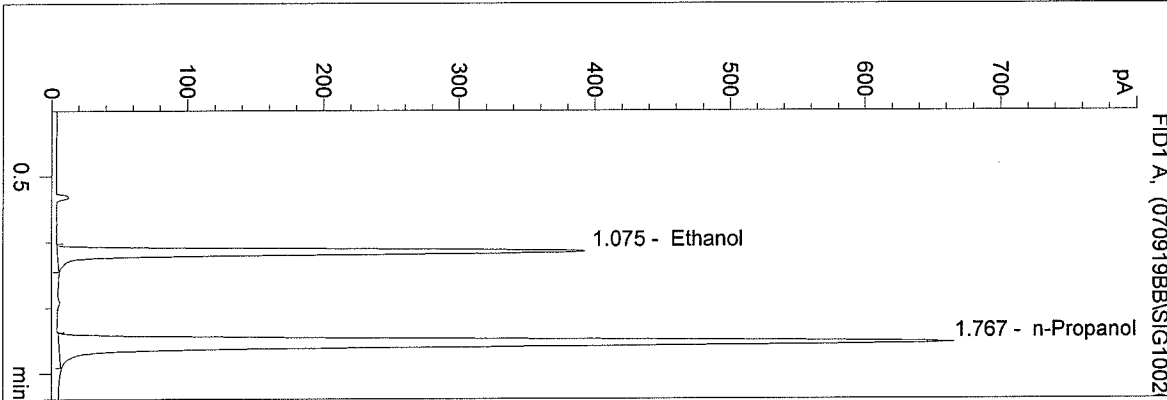
n-Propanol

1.000 g/100ml

BB  
 9/26/07

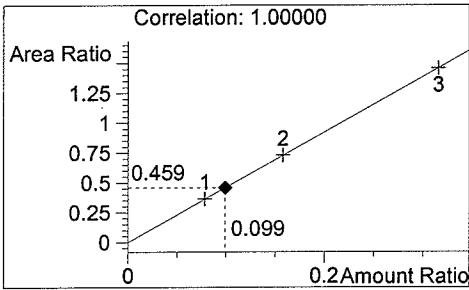
C:\HPCHEM\1\METHODS\BLDALCO.M  
 9/19/2007 12:22:07 PM  
 Instrument 1  
 DB ALC 1

QA07034-4  
 Brittany Ball  
 vial # 20



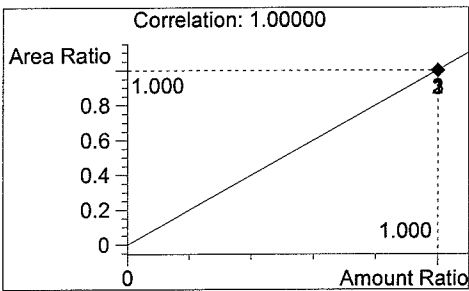
#	Compound	Area	RT
1	Ethanol	1199	1.075
2	n-Propanol	2611	1.767

Tot



Ethanol

0.099 g/100ml



n-Propanol

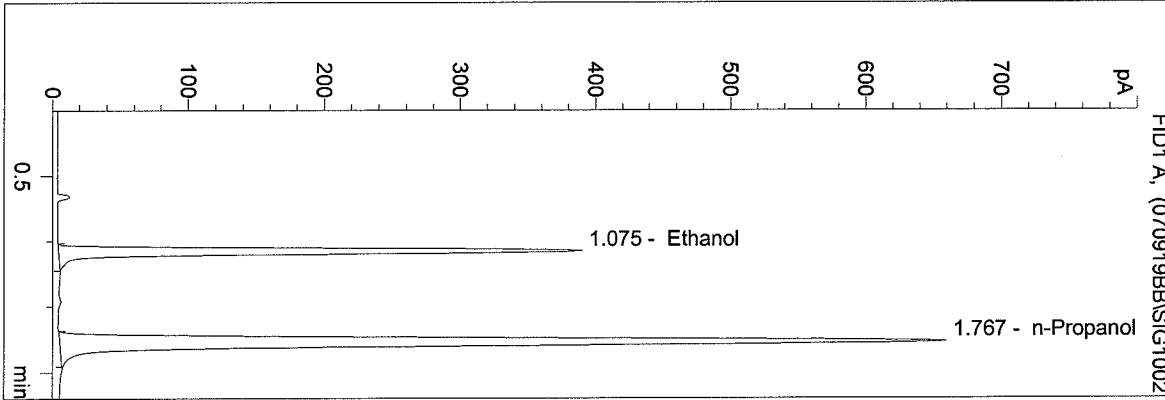
1.000 g/100ml

*9/26/07*  
*BB*

WASHINGTON STATE TOXICOLOGY LABORATORY

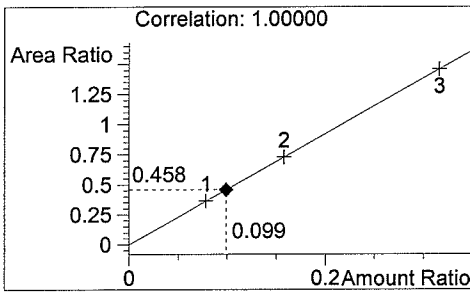
C:\HPCHEM\1\METHODS\BLDALCO.M  
 9/19/2007 12:25:12 PM  
 Instrument 1  
 DB ALC 1

QA07034-5  
 Brittany Ball  
 vial # 21



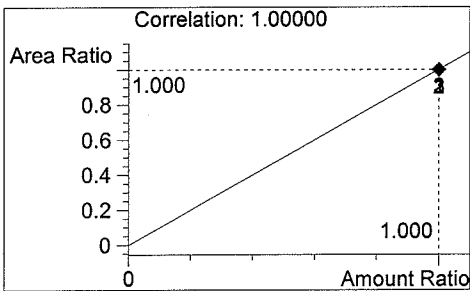
#	Compound	Area	RT
1	Ethanol	1187	1.075
2	n-Propanol	2591	1.767

Tot



Ethanol

0.099 g/100ml



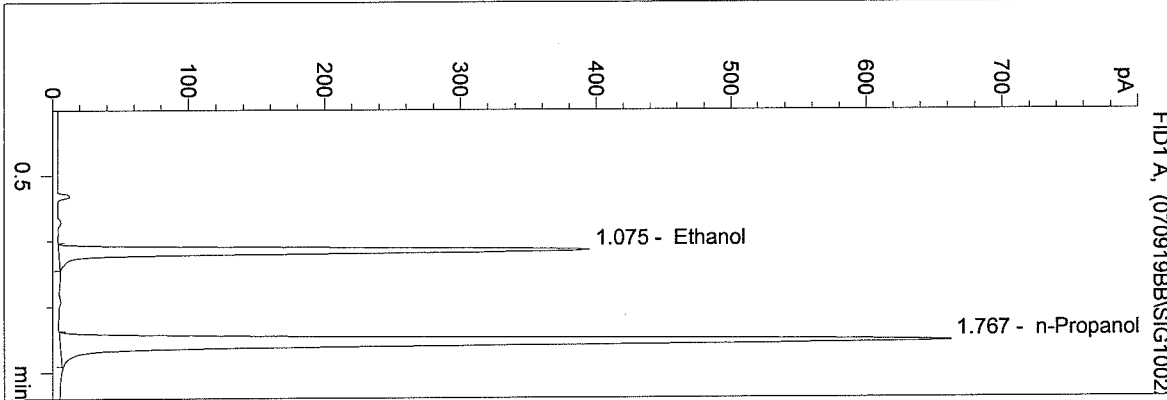
n-Propanol

1.000 g/100ml

*BB*  
*9/26/07*

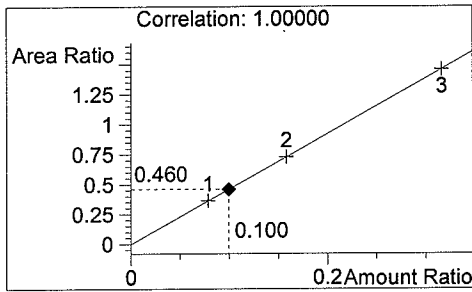
C:\HPCHEM\1\METHODS\BLDALCO.M  
 9/19/2007 12:28:16 PM  
 Instrument 1  
 DB ALC 1

0.10 CONTROL-BB  
 Brittany Ball  
 vial # 22



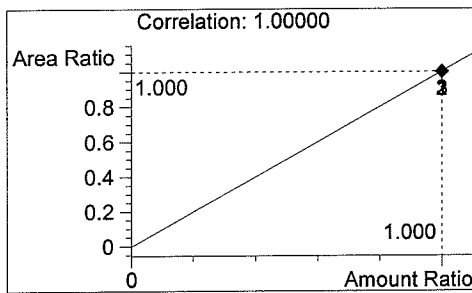
#	Compound	Area	RT
1	Ethanol	1200	1.075
2	n-Propanol	2606	1.767

Tot



Ethanol

0.100 g/100ml



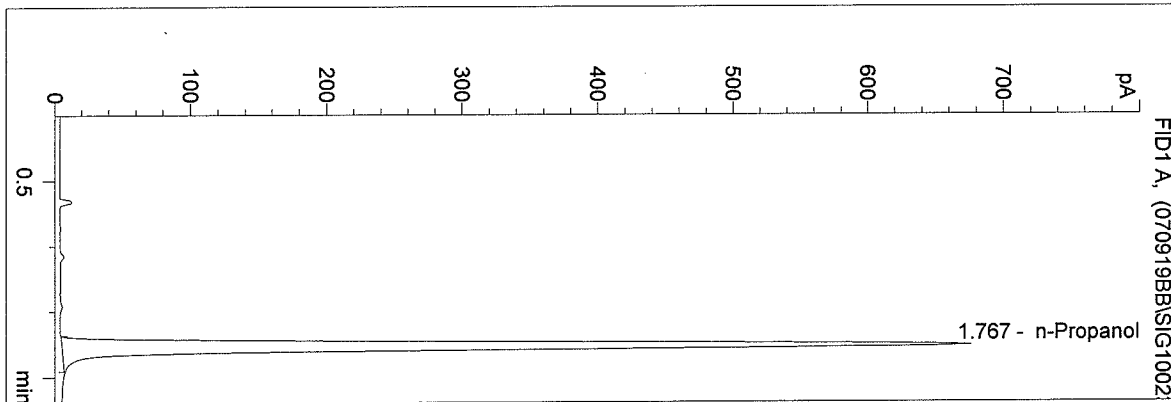
n-Propanol

1.000 g/100ml

*BB*  
*9/24/07*

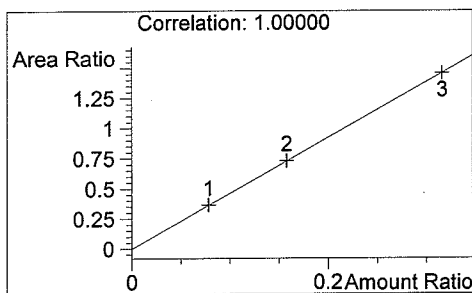
C:\HPCHEM\1\METHODS\BLDALCO.M  
 9/19/2007 12:31:21 PM  
 Instrument 1  
 DB ALC 1

BLANK  
 Brittany Ball  
 vial # 23



#	Compound	Area	RT
1	Ethanol	0	0.000
2	n-Propanol	2660	1.767

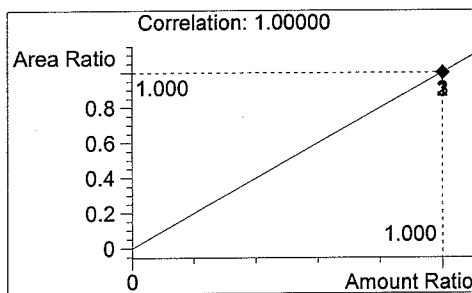
Tot



Ethanol

0.000 g/100ml

*BB*  
*9/26/07*



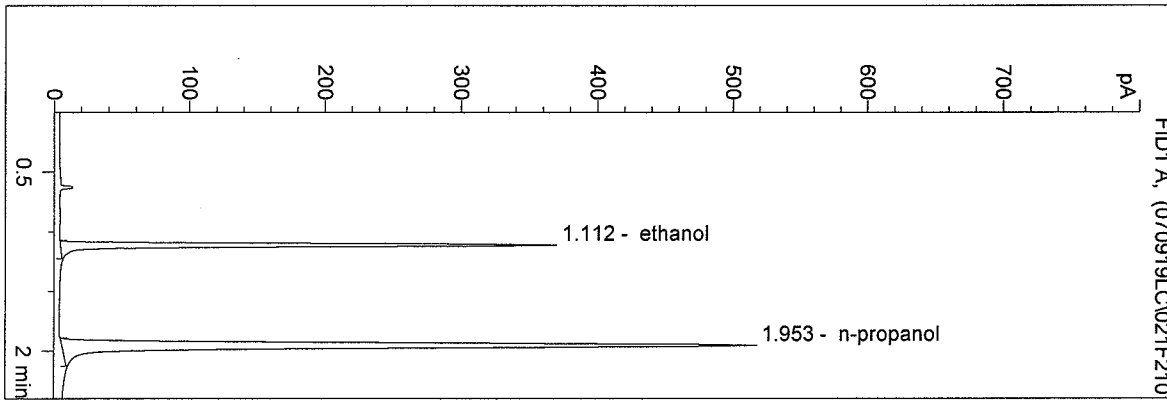
n-Propanol

1.000 g/100ml

D:\HPCHEM\1\METHODS\BLDALCO2.M  
 9/19/2007 1:23:41 PM  
 Instrument 5  
 DB-ALC2

07034-1  
 Lisa Noble

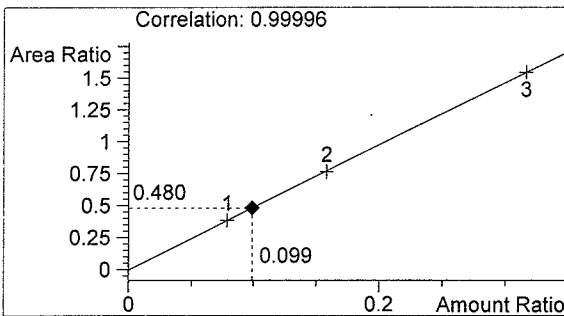
vial # 21



#	Compound	Area	RT
1	ethanol	737	1.112
2	n-propanol	1536	1.953

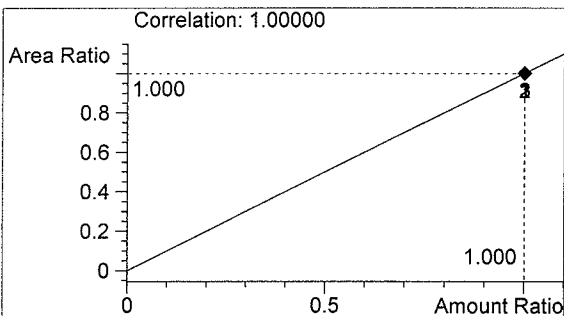
*for 9/21/07*

Totals:



ethanol 0.099 g/100ml

*calibration  
 on 9-19-07  
 by Lisa Noble  
 see ST 0709327  
 or datafile  
 070919LC.*

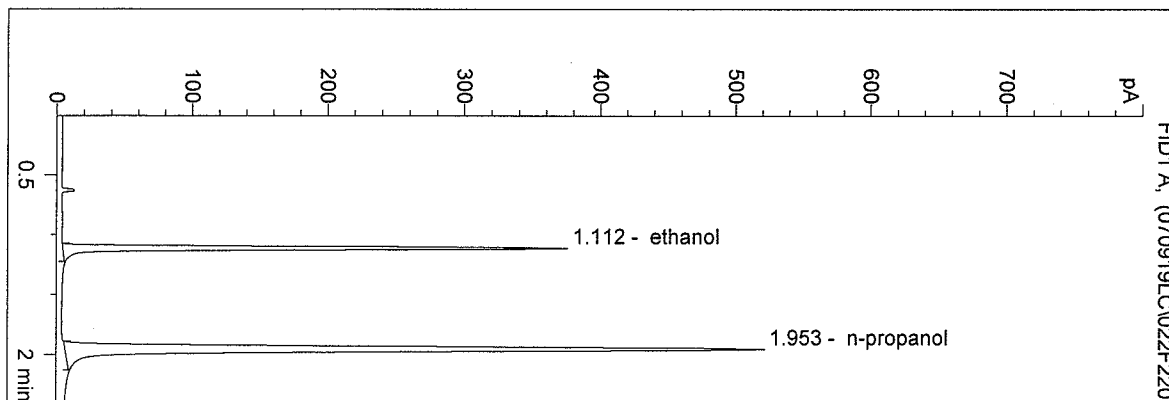


n-propanol 1.000 g/100ml

D:\HPCHEM\1\METHODS\BLDALCO2.M  
 9/19/2007 1:27:15 PM  
 Instrument 5  
 DB-ALC2

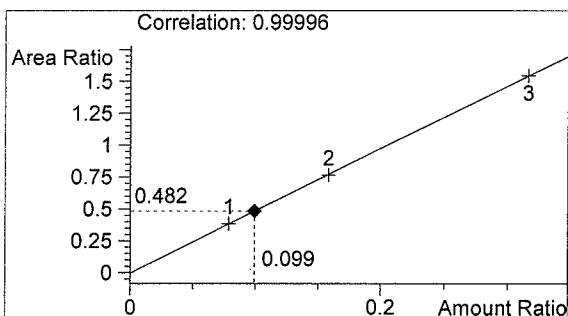
07034-2  
 Lisa Noble

vial # 22



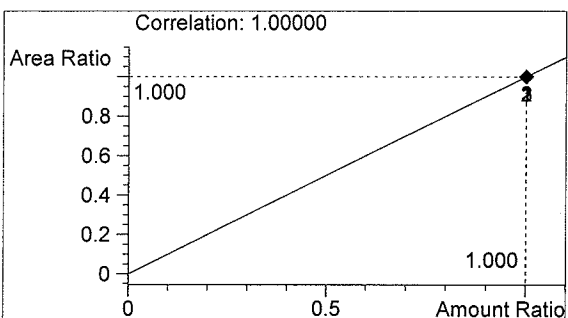
#	Compound	Area	RT
1	ethanol	749	1.112
2	n-propanol	1553	1.953

Totals:



ethanol 0.099 g/100ml

*fr* 9/27/07



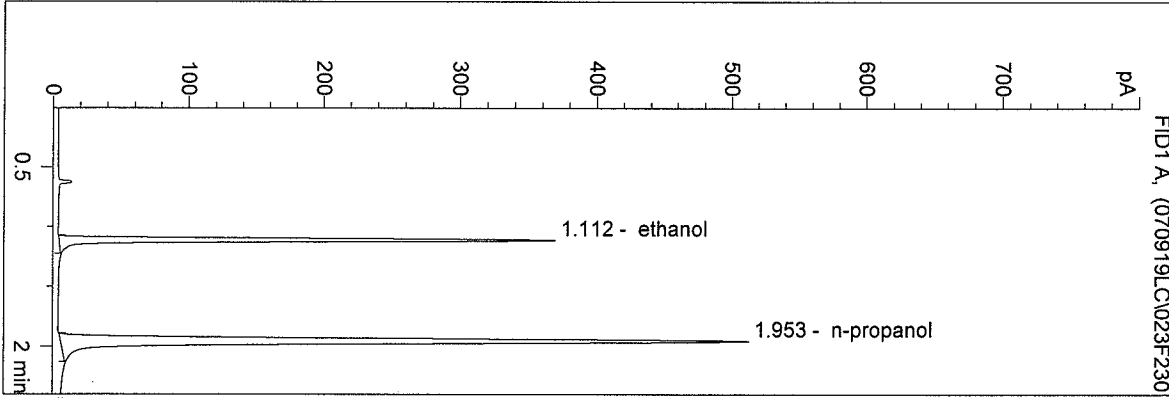
n-propanol 1.000 g/100ml



D:\HPCHEM\1\METHODS\BLDALCO2.M  
 9/19/2007 1:32:06 PM  
 Instrument 5  
 DB-ALC2

07034-3  
 Lisa Noble

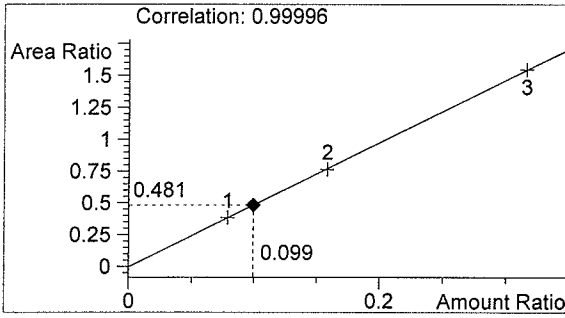
vial # 23



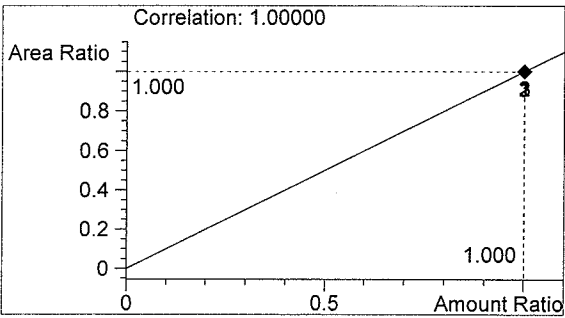
#	Compound	Area	RT
1	ethanol	733	1.112
2	n-propanol	1524	1.953

Totals:

*Lu 9/27/07*



ethanol 0.099 g/100ml

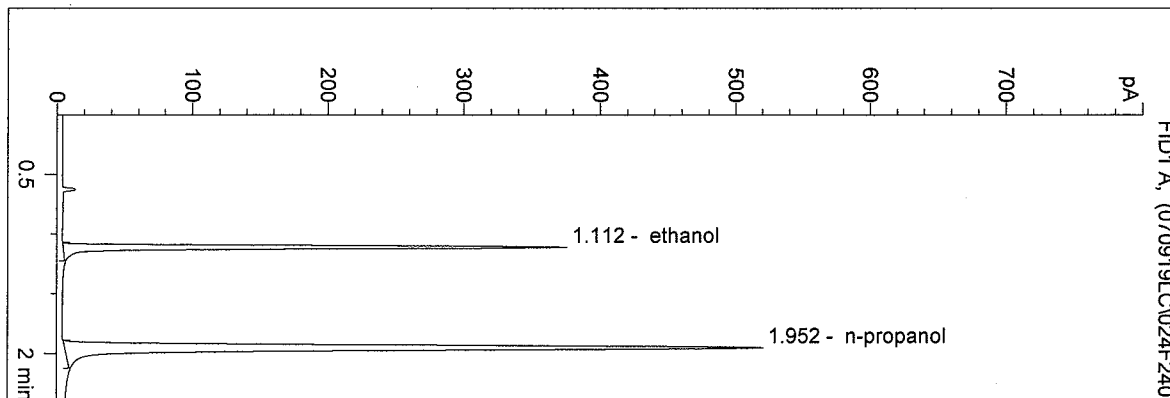


n-propanol 1.000 g/100ml

D:\HPCHEM\1\METHODS\BLDALCO2.M  
 9/19/2007 1:35:39 PM  
 Instrument 5  
 DB-ALC2

07034-4  
 Lisa Noble

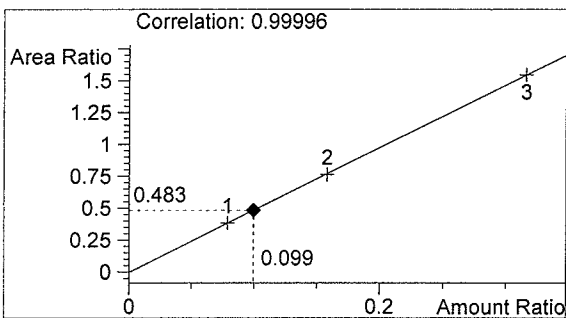
vial # 24



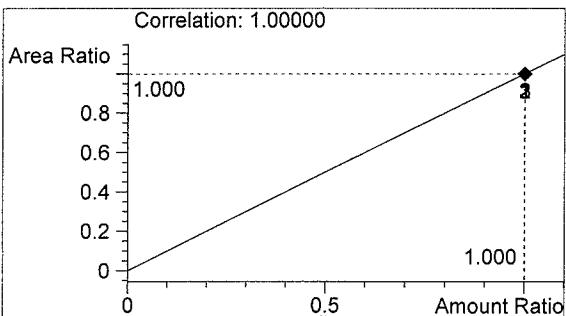
#	Compound	Area	RT
1	ethanol	747	1.112
2	n-propanol	1547	1.952

Totals:

*Lu 9/27/07*



ethanol 0.099 g/100ml

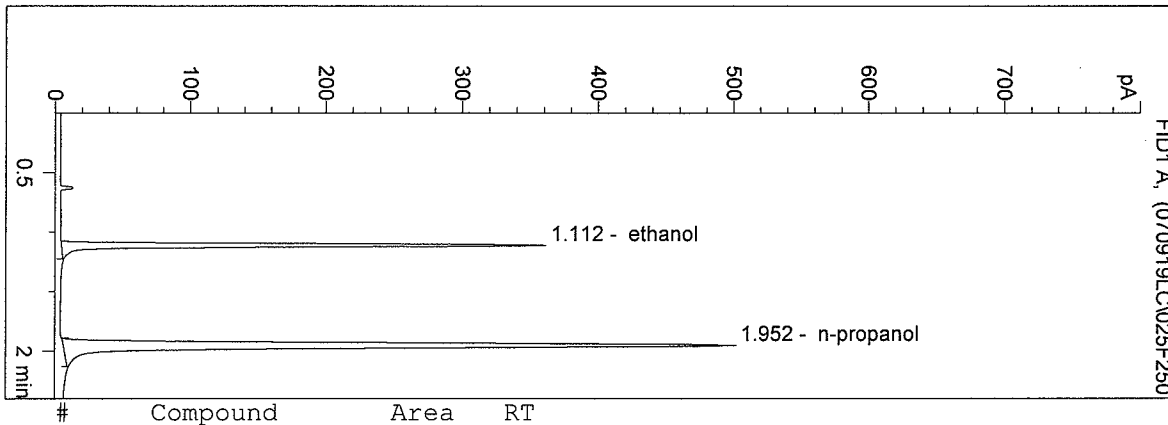


n-propanol 1.000 g/100ml

D:\HPCHEM\1\METHODS\BLDALCO2.M  
 9/19/2007 1:39:12 PM  
 Instrument 5  
 DB-ALC2

07034-5  
 Lisa Noble

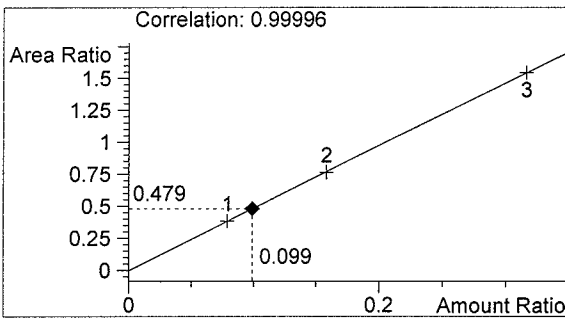
vial # 25



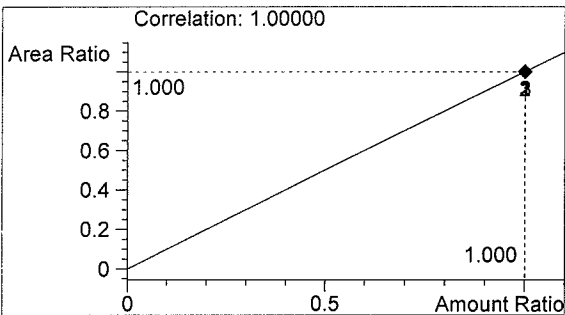
#	Compound	Area	RT
1	ethanol	714	1.112
2	n-propanol	1493	1.952

Totals:

*Lu 9/27/07*



ethanol 0.099 g/100ml

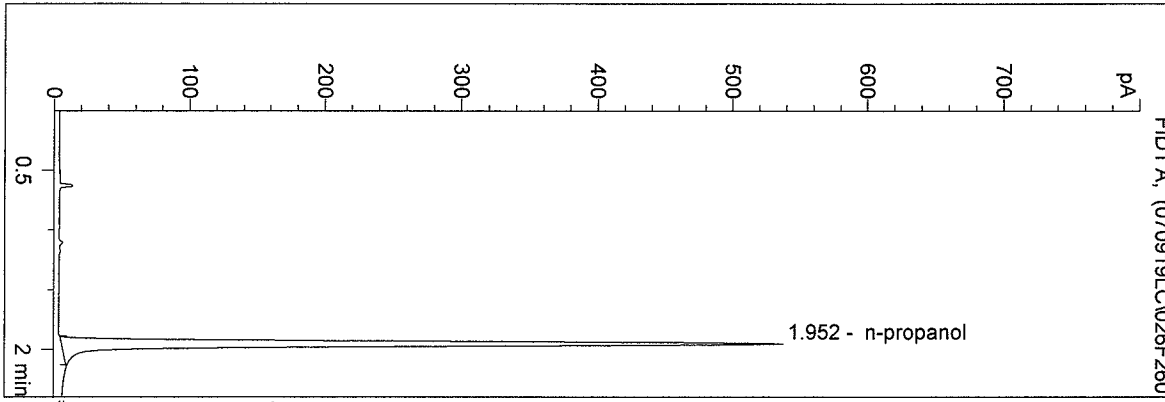


n-propanol 1.000 g/100ml

D:\HPCHEM\1\METHODS\BLDALCO2.M  
 9/19/2007 1:44:08 PM  
 Instrument 5  
 DB-ALC2

BLANK  
 Lisa Noble

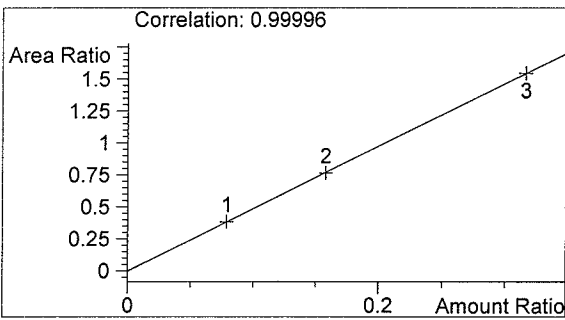
vial # 26



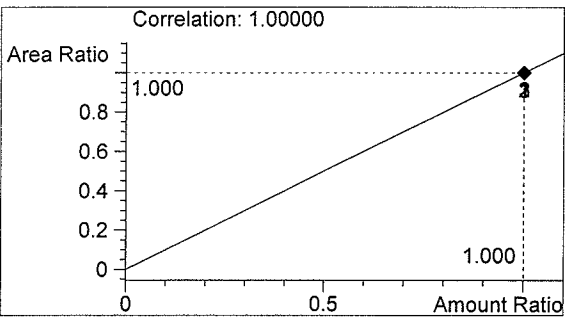
#	Compound	Area	RT
1	ethanol	0	0.000
2	n-propanol	1589	1.952

Totals:

*Ln 9/27/07*



ethanol 0.000 g/100ml

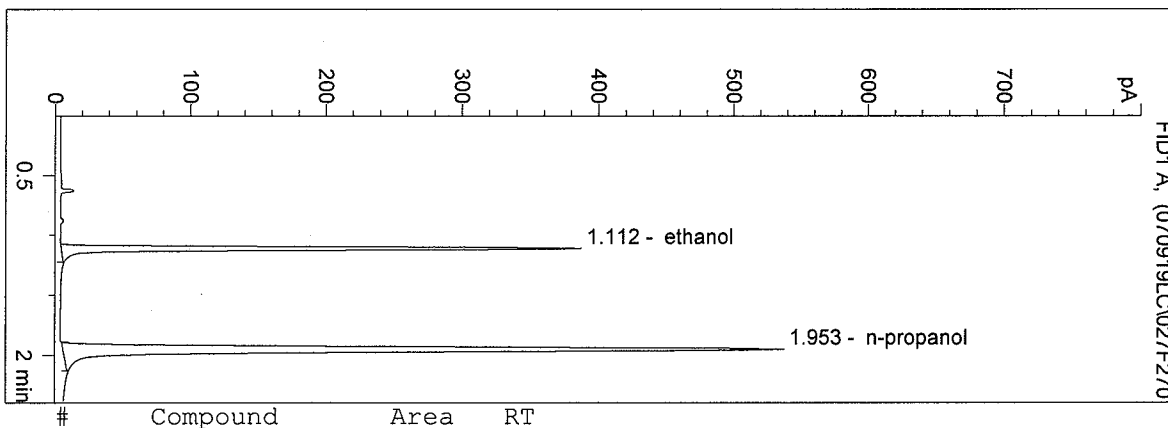


n-propanol 1.000 g/100ml

D:\HPCHEM\1\METHODS\BLDALCO2.M  
 9/19/2007 1:47:43 PM  
 Instrument 5  
 DB-ALC2

0.10 CONTROL LN  
 Lisa Noble

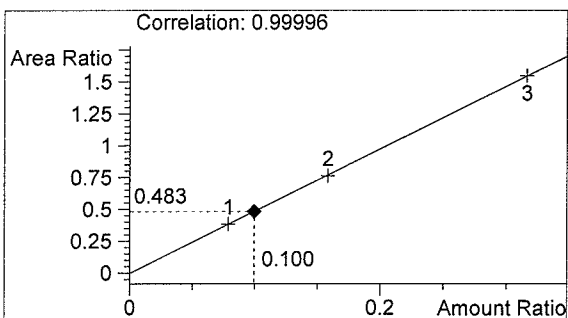
vial # 27



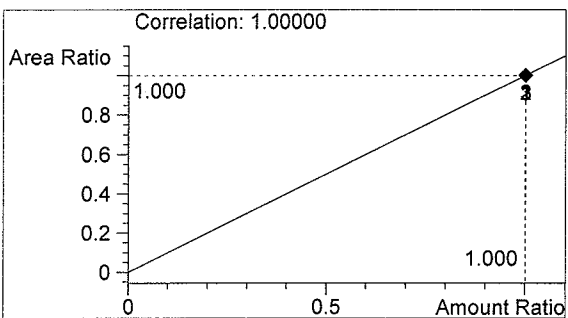
#	Compound	Area	RT
1	ethanol	767	1.112
2	n-propanol	1587	1.953

Totals:

*9/27/07*



ethanol 0.100 g/100ml

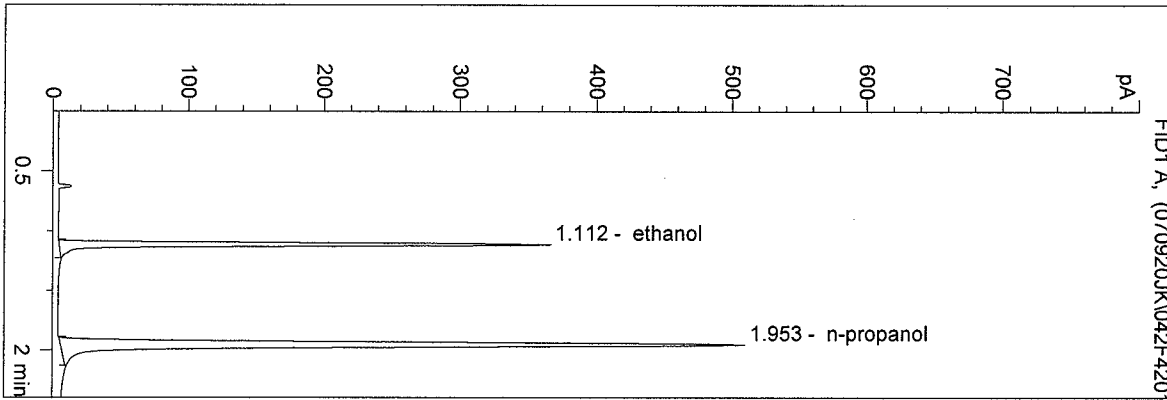


n-propanol 1.000 g/100ml

D:\HPCHEM\1\METHODS\BLDALCO2.M  
 9/20/2007 12:41:29 PM  
 Instrument 5  
 DB-ALC2

07034-1  
 Justin Knoy

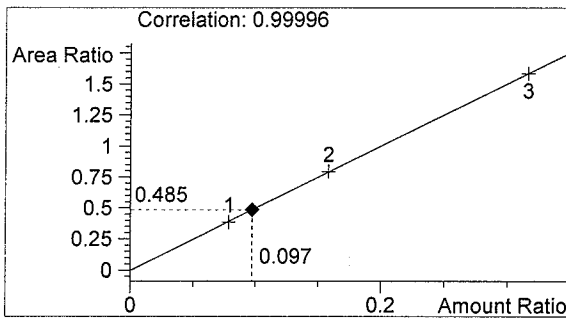
vial # 42



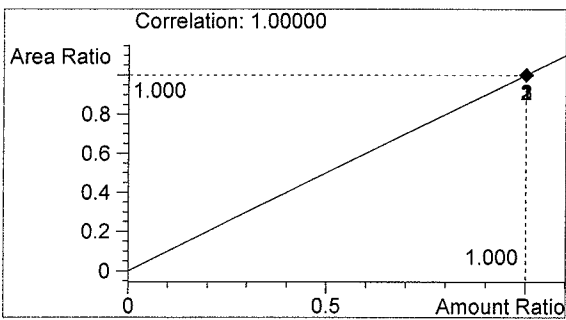
#	Compound	Area	RT
1	ethanol	736	1.112
2	n-propanol	1517	1.953

Totals:

*Handwritten signature and date: JK 9-26-07*



ethanol 0.097 g/100ml

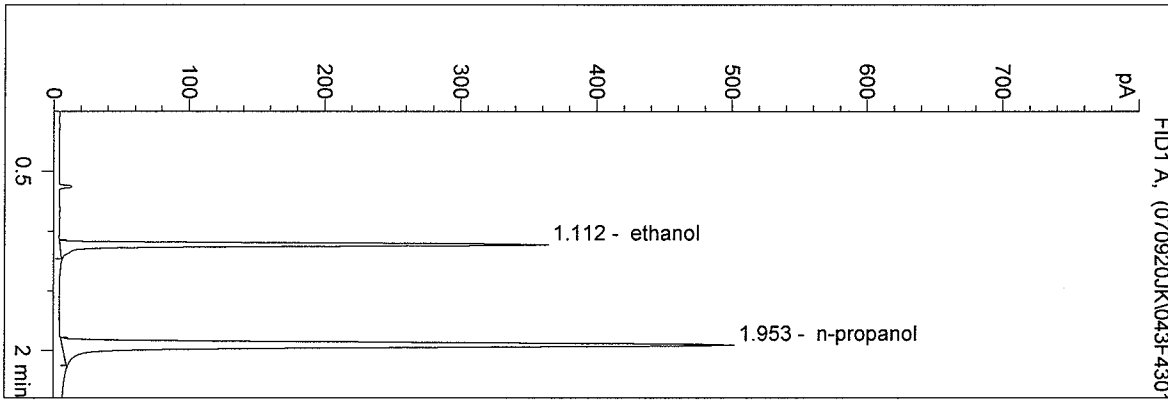


n-propanol 1.000 g/100ml

D:\HPCHEM\1\METHODS\BLDALCO2.M  
 9/20/2007 12:45:01 PM  
 Instrument 5  
 DB-ALC2

07034-2  
 Justin Knoy

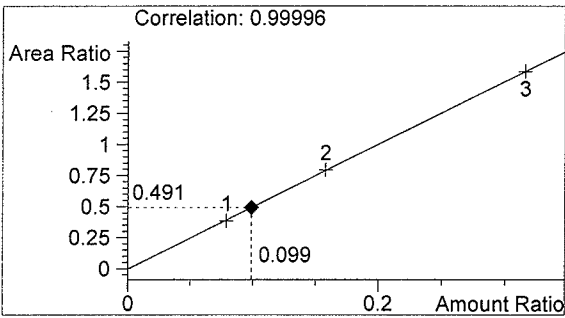
vial # 43



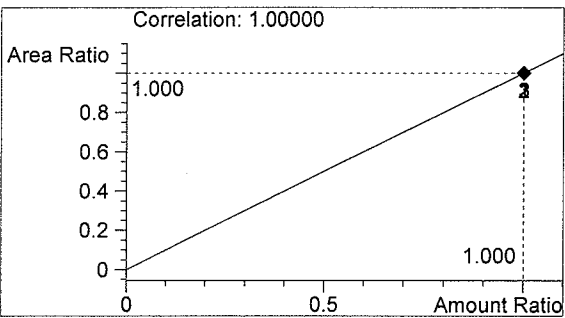
#	Compound	Area	RT
1	ethanol	732	1.112
2	n-propanol	1490	1.953

Totals:

*JK 9-26-07*



ethanol 0.099 g/100ml

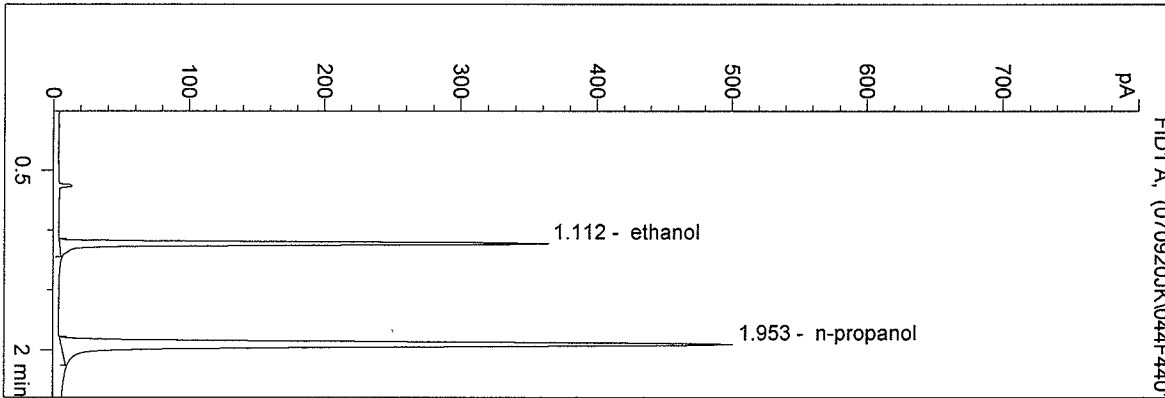


n-propanol 1.000 g/100ml

D:\HPCHEM\1\METHODS\BLDALCO2.M  
 9/20/2007 12:49:54 PM  
 Instrument 5  
 DB-ALC2

07034-3  
 Justin Knoy

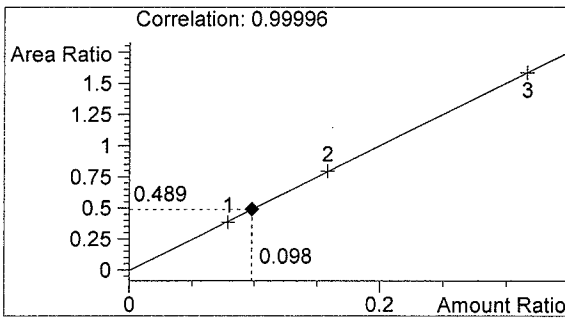
vial # 44



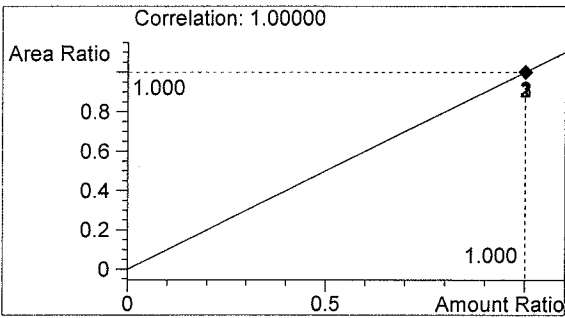
#	Compound	Area	RT
1	ethanol	731	1.112
2	n-propanol	1495	1.953

Totals:

*JK*  
*9-26-07*



ethanol 0.098 g/100ml



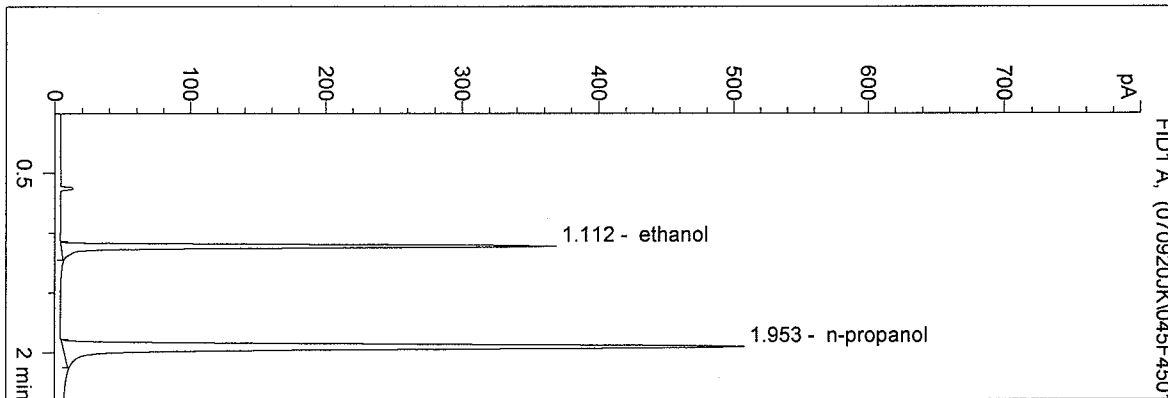
n-propanol 1.000 g/100ml



D:\HPCHEM\1\METHODS\BLDALCO2.M  
 9/20/2007 12:53:35 PM  
 Instrument 5  
 DB-ALC2

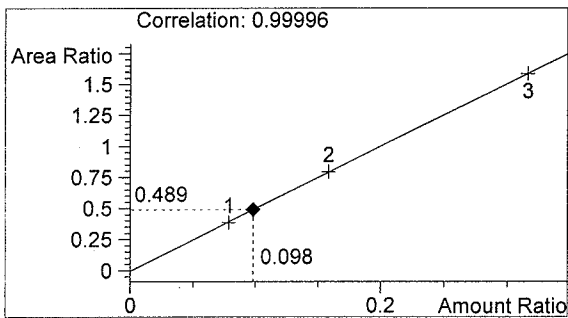
07034-4  
 Justin Knoy

vial # 45

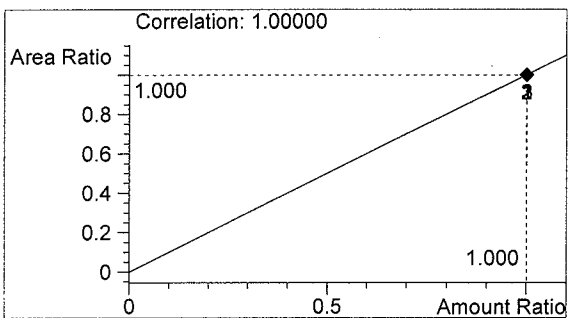


#	Compound	Area	RT
1	ethanol	741	1.112
2	n-propanol	1515	1.953

Totals:



ethanol 0.098 g/100ml



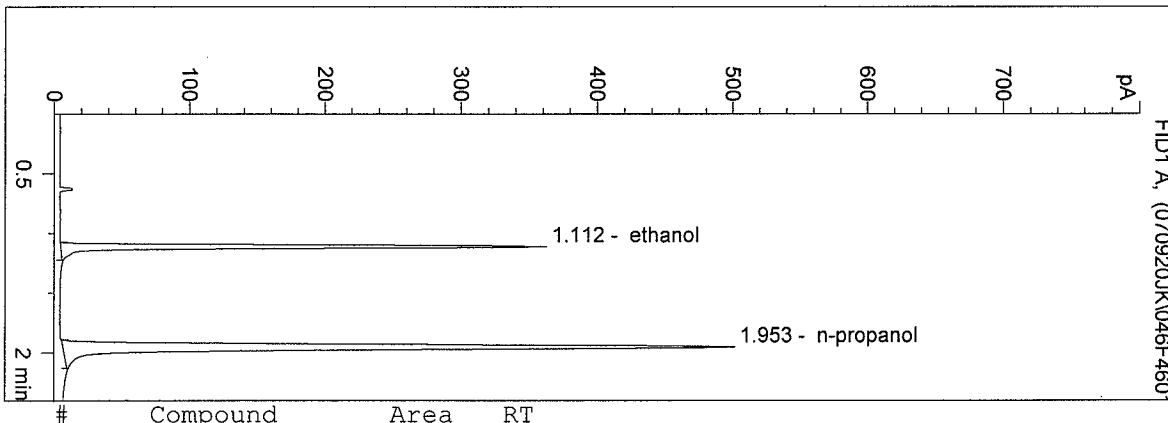
n-propanol 1.000 g/100ml

*Handwritten signature and date: 9-26-07*

D:\HPCHEM\1\METHODS\BLDALCO2.M  
 9/20/2007 12:57:07 PM  
 Instrument 5  
 DB-ALC2

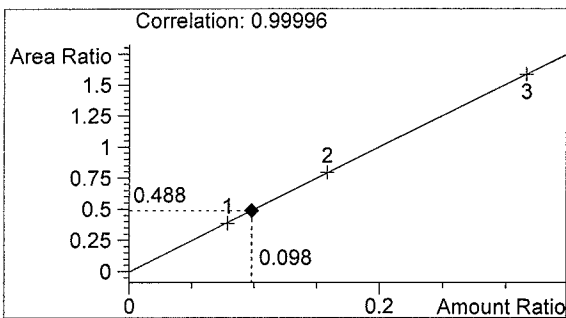
07034-5  
 Justin Knoy

vial # 46

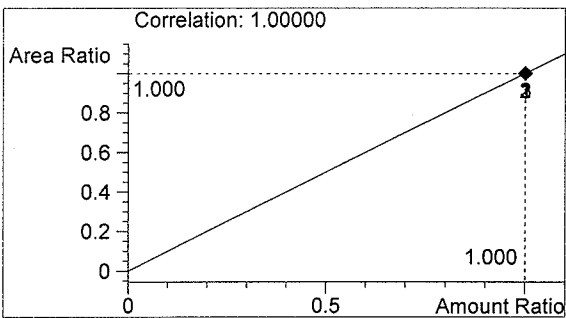


#	Compound	Area	RT
1	ethanol	727	1.112
2	n-propanol	1488	1.953

Totals:



ethanol 0.098 g/100ml



n-propanol 1.000 g/100ml

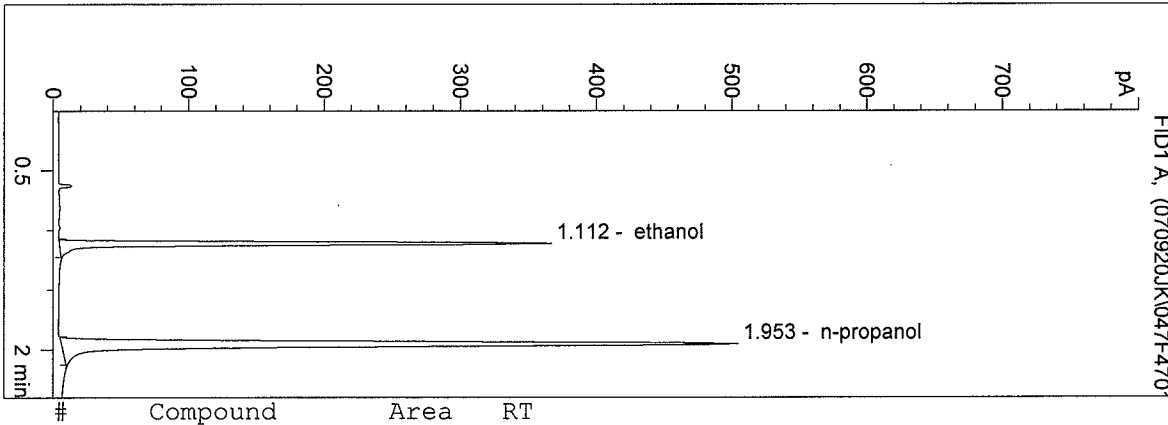
*[Handwritten signature]*

*JK 9-26-07*

D:\HPCHEM\1\METHODS\BLDALCO2.M  
 9/20/2007 1:01:55 PM  
 Instrument 5  
 DB-ALC2

0.10 CTRL JK  
 Justin Knoy

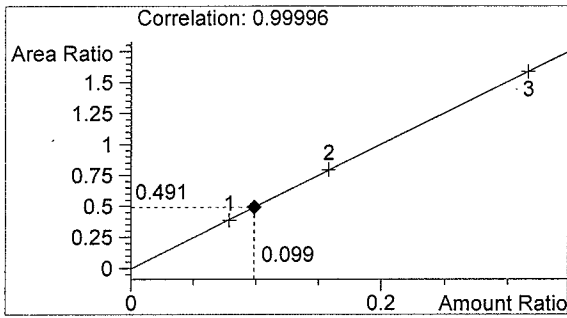
vial # 47



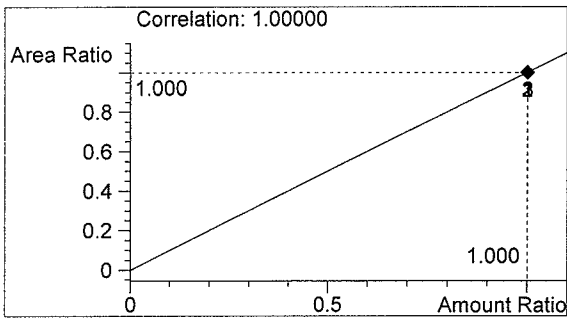
#	Compound	Area	RT
1	ethanol	737	1.112
2	n-propanol	1500	1.953

Totals:

*JK*  
 9-26-07



ethanol 0.099 g/100ml

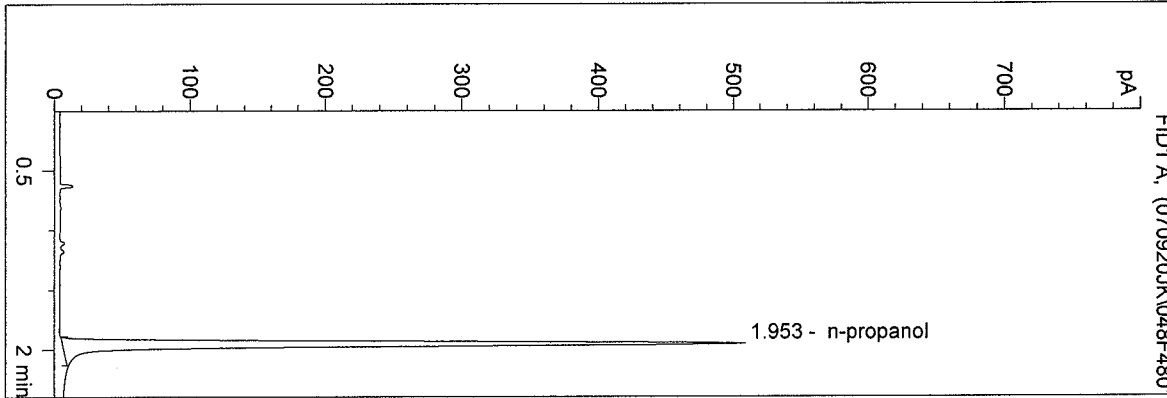


n-propanol 1.000 g/100ml

D:\HPCHEM\1\METHODS\BLDALCO2.M  
 9/20/2007 1:05:41 PM  
 Instrument 5  
 DB-ALC2

BLANK  
 Justin Knoy

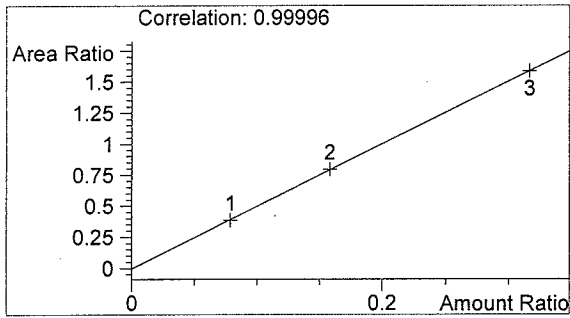
vial # 48



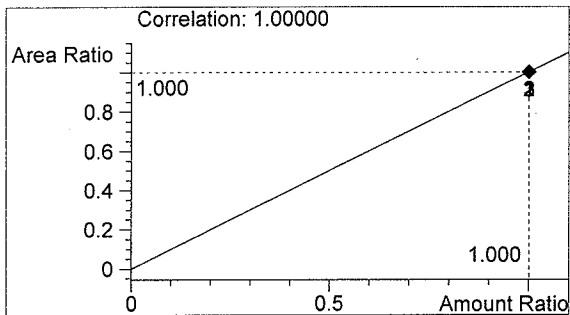
#	Compound	Area	RT
1	ethanol	0	0.000
2	n-propanol	1514	1.953

Totals:

*Handwritten signature*  
 9-26-07



ethanol 0.000 g/100ml



n-propanol 1.000 g/100ml

Sequence Parameters:

Operator: Justin Knoy  
 Data File Naming: Auto  
 Data Directory: D:\HPCHEM\1\DATA\  
 Data Subdirectory: 070920JK  
 Part of Methods to run: According to Runtime Checklist  
 Barcode Reader: not used  
 Shutdown Cmd/Macro: none  
 Sequence Comment:

Sequence Table (Front Injector):

Method and Injection Info Part:

Line	Location	SampleName	Method	Inj	SampleType	InjVolume	DataFile
1	Vial 1	BLANK	BLDALCO2	1	Sample		
2	Vial 2	0.079 CAL	BLDALCO2	1	Calib		
3	Vial 3	0.158 CAL	BLDALCO2	1	Calib		
4	Vial 4	0.316 CAL	BLDALCO2	1	Calib		
5	Vial 5	BLANK	BLDALCO2	1	Ctrl Samp		
6	Vial 6	0.04 MIX	VOL	1	Calib		
7	Vial 7	0.08 MIX	VOL	1	Calib		
8	Vial 8	0.02 STD	BLDALCO2	1	Sample		
9	Vial 9	0.04 CTRL JK	BLDALCO2	1	Ctrl Samp		A050530 Exp 7/11
10	Vial 10	0.10 CTRL JK	BLDALCO2	1	Ctrl Samp		A050528 Exp 7/11
11	Vial 11	0.20 CTRL JK	BLDALCO2	1	Ctrl Samp		A050527 Exp 7/11
12	Vial 12	BLANK	BLDALCO2	1	Sample		
13	Vial 13	0707359	BLDALCO2	1	Sample		
14	Vial 14	0707360	BLDALCO2	1	Sample		
15	Vial 15	0707361	BLDALCO2	1	Sample		
16	Vial 16	0707362	BLDALCO2	1	Sample		
17	Vial 17	0707369	BLDALCO2	1	Sample		
18	Vial 18	0707371	BLDALCO2	1	Sample		
19	Vial 19	0707376 urine	BLDALCO2	1	Sample		
20	Vial 20	0707377	BLDALCO2	1	Sample		
21	Vial 21	0707379	BLDALCO2	1	Sample		
22	Vial 22	0707380	BLDALCO2	1	Sample		
23	Vial 23	0.04 CTRL JK	BLDALCO2	1	Ctrl Samp		
24	Vial 24	BLANK	BLDALCO2	1	Sample		
25	Vial 25	0707382	BLDALCO2	1	Sample		
26	Vial 26	0707384	BLDALCO2	1	Sample		
27	Vial 27	0707385	BLDALCO2	1	Sample		
28	Vial 28	0707386	BLDALCO2	1	Sample		
29	Vial 29	0707388	BLDALCO2	1	Sample		
30	Vial 30	0707390	BLDALCO2	1	Sample		
31	Vial 31	0707383	BLDALCO2	1	Sample		
32	Vial 32	BLANK	BLDALCO2	1	Sample		
33	Vial 33	0.10 CTRL JK	BLDALCO2	1	Ctrl Samp		
34	Vial 34	BLANK	BLDALCO2	1	Sample		
35	Vial 35	07033-1	BLDALCO2	1	Sample		
36	Vial 36	07033-2	BLDALCO2	1	Sample		
37	Vial 37	07033-3	BLDALCO2	1	Sample		
38	Vial 38	07033-4	BLDALCO2	1	Sample		
39	Vial 39	07033-5	BLDALCO2	1	Sample		
40	Vial 40	0.10 CTRL JK	BLDALCO2	1	Ctrl Samp		
41	Vial 41	BLANK	BLDALCO2	1	Sample		

*JK*  
 9/27/07

Line	Location	SampleName	Method	Inj	SampleType	InjVolume	DataFile
42	Vial 42	07034-1	BLDALCO2	1	Sample		
43	Vial 43	07034-2	BLDALCO2	1	Sample		
44	Vial 44	07034-3	BLDALCO2	1	Sample		
45	Vial 45	07034-4	BLDALCO2	1	Sample		
46	Vial 46	07034-5	BLDALCO2	1	Sample		
47	Vial 47	0.10 CTRL JK	BLDALCO2	1	Ctrl Samp		
48	Vial 48	BLANK	BLDALCO2	1	Sample		
49	Vial 49	07035-1	BLDALCO2	1	Sample		
50	Vial 50	07035-2	BLDALCO2	1	Sample		
51	Vial 51	07035-3	BLDALCO2	1	Sample		
52	Vial 52	07035-4	BLDALCO2	1	Sample		
53	Vial 53	07035-5	BLDALCO2	1	Sample		
54	Vial 54	0.10 CTRL JK	BLDALCO2	1	Ctrl Samp		
55	Vial 55	BLANK	BLDALCO2	1	Sample		
56	Vial 56	07036-1	BLDALCO2	1	Sample		
57	Vial 57	07036-2	BLDALCO2	1	Sample		
58	Vial 58	07036-3	BLDALCO2	1	Sample		
59	Vial 59	07036-4	BLDALCO2	1	Sample		
60	Vial 60	07036-5	BLDALCO2	1	Sample		
61	Vial 61	0.10 CTRL JK	BLDALCO2	1	Ctrl Samp		
62	Vial 62	BLANK	BLDALCO2	1	Sample		

  
9/27/07

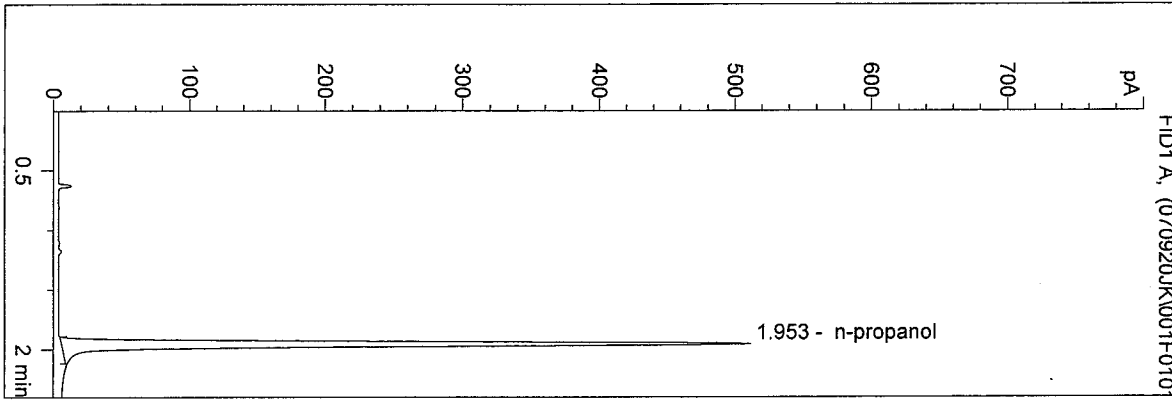
Sequence Table (Back Injector):

No entries - empty table!

D:\HPCHEM\1\METHODS\BLDALCO2.M  
 9/20/2007 9:40:26 AM  
 Instrument 5  
 DB-ALC2

BLANK  
 Justin Knoy

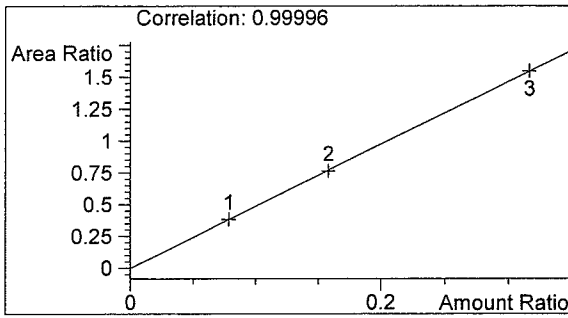
vial # 1



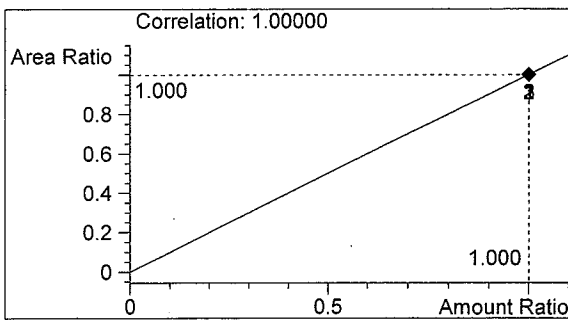
#	Compound	Area	RT
1	ethanol	0	0.000
2	n-propanol	1514	1.953

Totals:

*JK*  
 9/27/07



ethanol 0.000 g/100ml

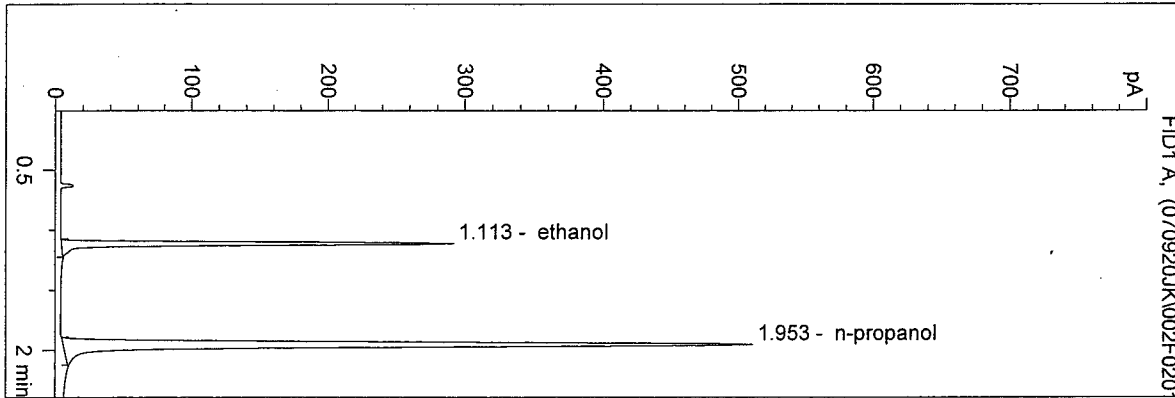


n-propanol 1.000 g/100ml

D:\HPCHEM\1\METHODS\BLDALCO2.M  
 9/20/2007 9:44:00 AM  
 Instrument 5  
 DB-ALC2

0.079 CAL  
 Justin Knoy

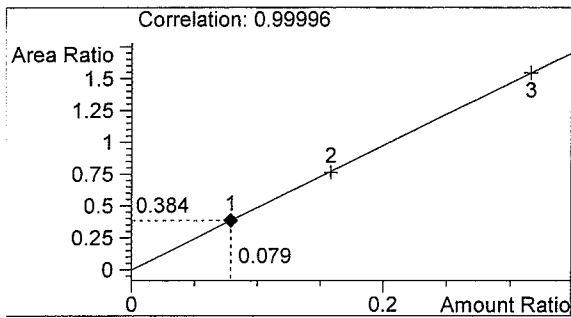
vial # 2



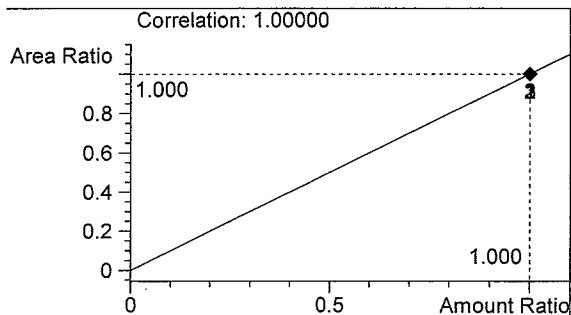
#	Compound	Area	RT
1	ethanol	584	1.113
2	n-propanol	1520	1.953

Totals:

*Handwritten signature and date: 9/27/07*



ethanol 0.079 g/100ml



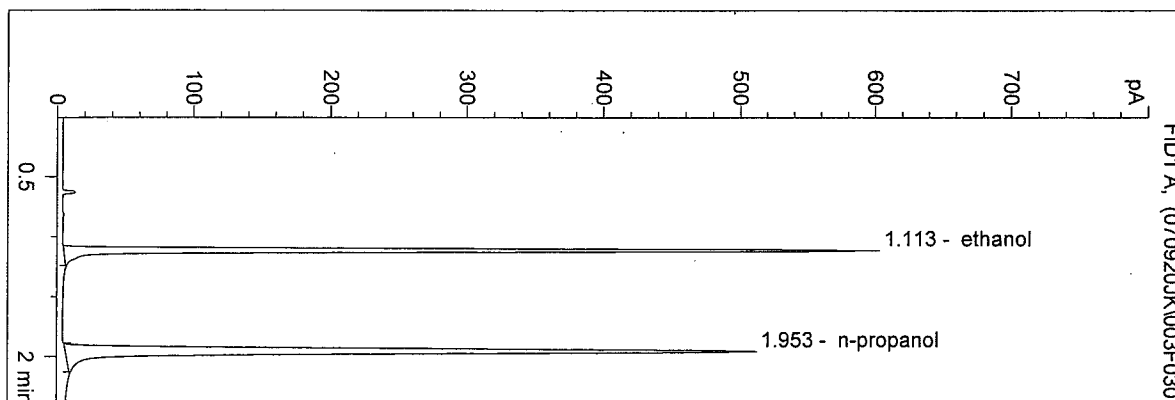
n-propanol 1.000 g/100ml



D:\HPCHEM\1\METHODS\BLDALCO2.M  
 9/20/2007 9:47:32 AM  
 Instrument 5  
 DB-ALC2

0.158 CAL  
 Justin Knoy

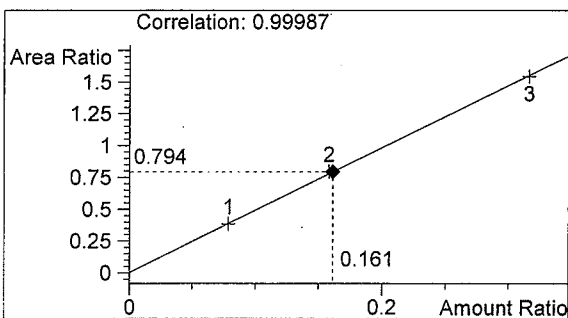
vial # 3



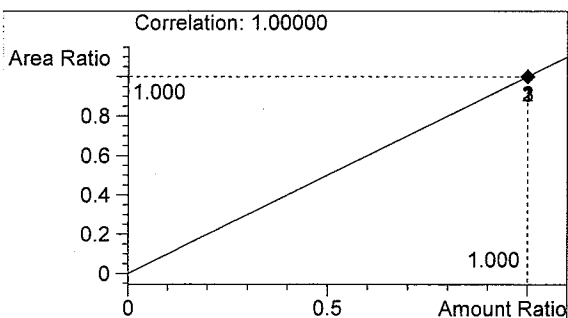
#	Compound	Area	RT
1	ethanol	1208	1.113
2	n-propanol	1522	1.953

Totals:

*Handwritten signature and date: 9/27/07*



ethanol 0.161 g/100ml




n-propanol 1.000 g/100ml

D:\HPCHEM\1\METHODS\BLDALCO2.M  
 9/20/2007 9:52:32 AM  
 Instrument 5  
 DB-ALC2

0.316 CAL  
 Justin Knoy

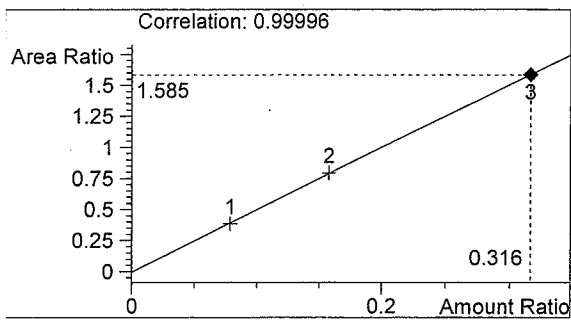
vial # 4



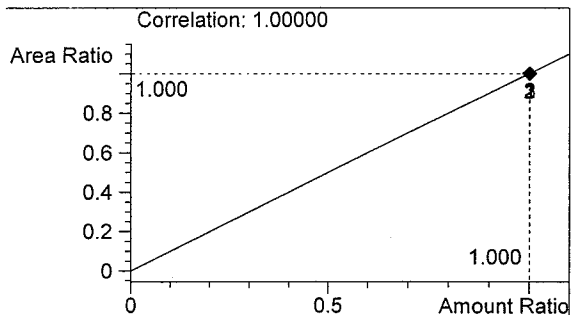
#	Compound	Area	RT
1	ethanol	2418	1.113
2	n-propanol	1526	1.953

Totals:

*Handwritten signature and date: 9/27/07*



ethanol 0.316 g/100ml

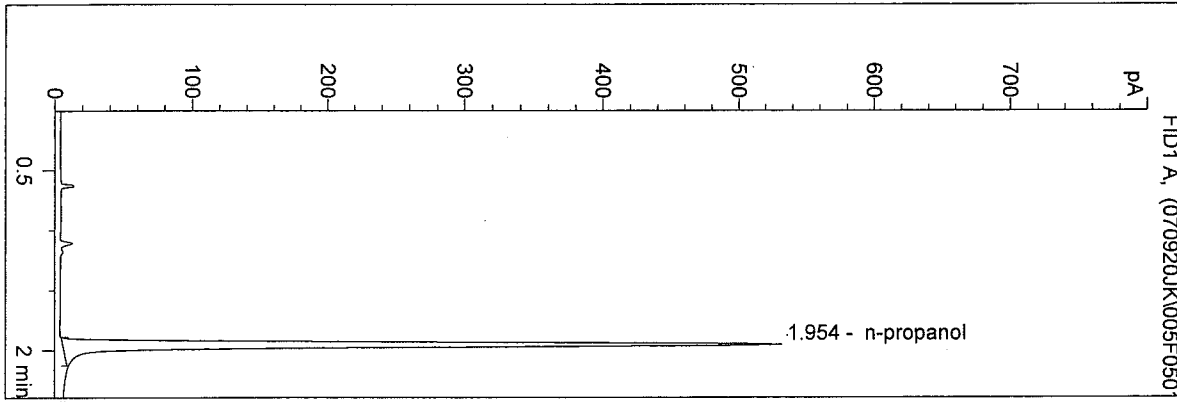


n-propanol 1.000 g/100ml

D:\HPCHEM\1\METHODS\BLDALCO2.M  
 9/20/2007 9:55:58 AM  
 Instrument 5  
 DB-ALC2

BLANK  
 Justin Knoy

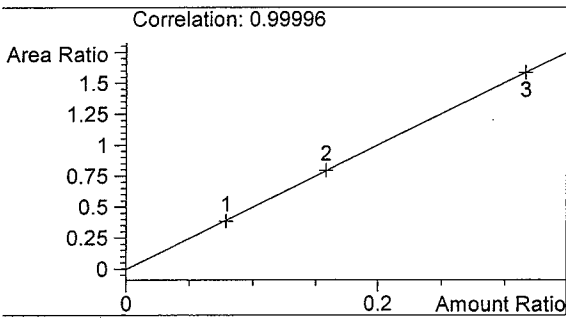
vial # 5



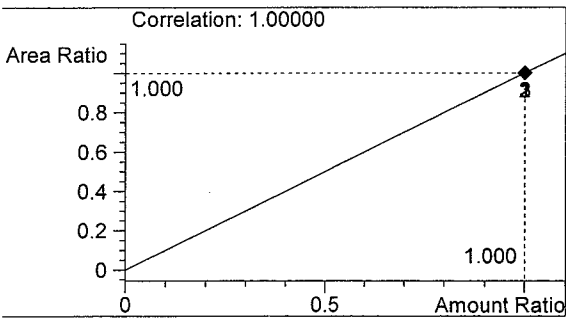
#	Compound	Area	RT
1	ethanol	0	0.000
2	n-propanol	1586	1.954

Totals:

*Handwritten signature and date: 9/27/07*



ethanol 0.000 g/100ml



n-propanol 1.000 g/100ml