

Notice of Simulator Solution File Review

At the request of the State Toxicologist a review of the following simulator solution records has been accomplished. The following file consists of simulator solution analyses performed and completed by the State Toxicology Laboratory for a specific batch number. The file contains the simulator solution data entry form along with a file review record and the chromatograms generated by the Toxicology Laboratory during the analyses of the solutions. This file has been reviewed by Tpr. Ken Denton and Mr. Rod Gullberg for accuracy and completeness. Where computations regarding simulator solution values have been found to be incorrect, the corrected values have been written in by Mr. Rod Gullberg along with initials and date. The corrected values were then evaluated to ensure that the solution still conformed to those standards established by the State Toxicologist.

Where computation values changed for a specific batch number, the analysts employed by the State Toxicology Laboratory were asked to review the revisions, ensure the solution complied with the criteria established by the State Toxicologist and then re-sign their affidavit. Their signature will appear on their original affidavit along with a statement regarding their review of the results.

Where a dating error occurred that analyst will have made the correction on the original data form including their initials and date and then re-signed their original affidavit.

 10/9/2007

Tpr. Ken Denton . Date

 10-9-07

Rod G. Gullberg Date

Washington State Toxicology Laboratory

Simulator Solution Data Entry Review Form

Reviewer KEN DENTON / ROS GILBERG Date 10-1-07
Location TOX LAB SEATTLE Batch Number 06044

Form Review Criteria

Preparation date precedes all analysis dates: Okay Not Okay

Data entry corresponds to all chromatograms: Okay Not Okay

All signatures present: Okay Not Okay

Computations:

Avg. solution concentration: Correct Not Correct

Standard deviation: Correct Not Correct

Range: Correct Not Correct

Precision: Correct Not Correct



Equivalent vapor concent.: Correct Not Correct

External Control Information
(lot # and future date): Correct Not Correct

Complies with accuracy and precision requirements established by the
State Toxicologist: Yes No

Corrections Necessary:

Comments:

Reviewer Signature:  Date: 10-1-07
Reviewer Signature:  Date: 10/1/2007

WASHINGTON STATE TOXICOLOGY LABORATORY
FORENSIC LABORATORY SERVICES BUREAU
WASHINGTON STATE PATROL
2203 AIRPORT WAY S, SUITE 360
SEATTLE, WASHINGTON 98134-2027
(206) 262-6100 FAX (206) 262-6145




Preparation and certification of **0.04** g/210L Quality Assurance solution
 Batch number **06044** Date: 11/14/2006
 Preparation: 11.1 mL of absolute ethyl alcohol diluted to 18 Liters with water
 Concentration of ethanol (g/100mL) measured by gas chromatography:

	Anal 1	Anal 2	Anal 3	Anal 4	Anal 5	Anal 6	Anal 7	Anal 8	Anal 9	Anal 10	Anal 11	Anal 12	Anal 13	Anal 14	Anal 15	Anal 16
1	0.051	0.050	0.049													
2	0.051	0.050	0.049													
3	0.051	0.050	0.049													
4	0.051	0.050	0.049													
5	0.051	0.050	0.049													
Ctrl	0.100	0.099	0.098													

External Control:
 Lot #: A041837 Exp date: 04/2010
 Target concentration: 0.10 g/100mL

Statistics:
 Avg. solution concent.: 0.0500 g/100 mL
 SD: 0.00085
 Range (3xSD): 0.0475 to 0.0525
 Precision CV (%): 1.6903 %

Equivalent vapor concent.: 0.0407 g/210L

Analyst	Name	Signature	Date
1	Paige Long		11/14/2006
2	Naziha Nuwayhid, PhD		11/15/2005
3	Edward Formoso		11/15/2006
4			
5			
6			
7			
8			
9			
10			
11			
12			
13			
14			
15			
16			

Prepared by: Paige Long according to the approved protocol



STATE OF WASHINGTON
WASHINGTON STATE PATROL
WASHINGTON STATE TOXICOLOGY LABORATORY

2203 Airport Way South, Suite 360•Seattle, Washington 98134-2927•(206) 262-6100•FAX (206) 262-6145

DATAMASTER QUALITY ASSURANCE SOLUTION
CERTIFICATION


I, Naziha Nuwayhid, do certify under penalty of perjury that:

I am employed by the Washington State Toxicology Laboratory, and a part of my responsibilities includes preparing and testing the alcohol solutions for the DataMaster breath test instrument.

I possess the following qualifications: Bachelor and Masters degrees in Biology, Ph.D. degree in Basic Medical Science, ten years experience in clinical laboratory sciences, one year in clinical toxicology and six years in forensic toxicology. I am also board certified by the American Board of Clinical Chemistry.



The quality assurance solution, Lot Number 06044, was prepared in the Washington State Toxicology Laboratory on 11/14/2006. I examined and tested this solution. The mean concentration of the alcohol was 0.04 grams per 100ml.

Dated: 11/20/2006
Seattle, WA


Naziha Nuwayhid, Ph.D.
Forensic Toxicologist

NN/km
NNQA

A review of solution batch records was recently completed. After this review, I checked the file for this solution and reviewed all changes that were made. I found that the solution still conformed to those standards established by the State Toxicologist for the certification of simulator solutions.



STATE OF WASHINGTON
WASHINGTON STATE PATROL

WASHINGTON STATE TOXICOLOGY LABORATORY

2203 Airport Way South, Suite 360•Seattle, Washington 98134-2927•(206) 262-6100•FAX (206) 262-6145

DATAMASTER QUALITY ASSURANCE SOLUTION
CERTIFICATION

I, Edward J. Formoso, do certify under penalty of perjury that:

I am employed by the Washington State Toxicology Laboratory, and a part of my responsibilities includes preparing and testing the alcohol solutions for the DataMaster breath test instrument.

I possess the following qualifications: BS degree in Chemistry and twenty-nine years of experience in the Washington State Toxicology Laboratory.

The quality assurance solution, Lot Number 06044, was prepared in the Washington State Toxicology Laboratory on 11/14/2006. I examined and tested this solution. The mean concentration of the alcohol was 0.04 grams per 100ml.

Dated: 11/20/2006
Seattle, WA

Edward J. Formoso
Forensic Toxicologist

EJF/km
EFQA



STATE OF WASHINGTON
WASHINGTON STATE PATROL
WASHINGTON STATE TOXICOLOGY LABORATORY

2203 Airport Way South, Suite 360•Seattle, Washington 98134-2927•(206) 262-6100•FAX (206) 262-6145

DATAMASTER QUALITY ASSURANCE SOLUTION
CERTIFICATION


I, E. Paige Long, do certify under penalty of perjury that:

I am employed by the Washington State Toxicology Laboratory, and a part of my responsibilities includes preparing and testing the alcohol solutions for the DataMaster breath test instrument.

I possess the following qualifications: BS degree in Biology, and MS degree in Forensic Science.

The quality assurance solution, Lot Number 06044, was prepared in the Washington State Toxicology Laboratory on 11/14/2006. I examined and tested this solution. The mean concentration of the alcohol was 0.04 grams per 100ml.

Dated: 11/20/2006
Seattle, WA

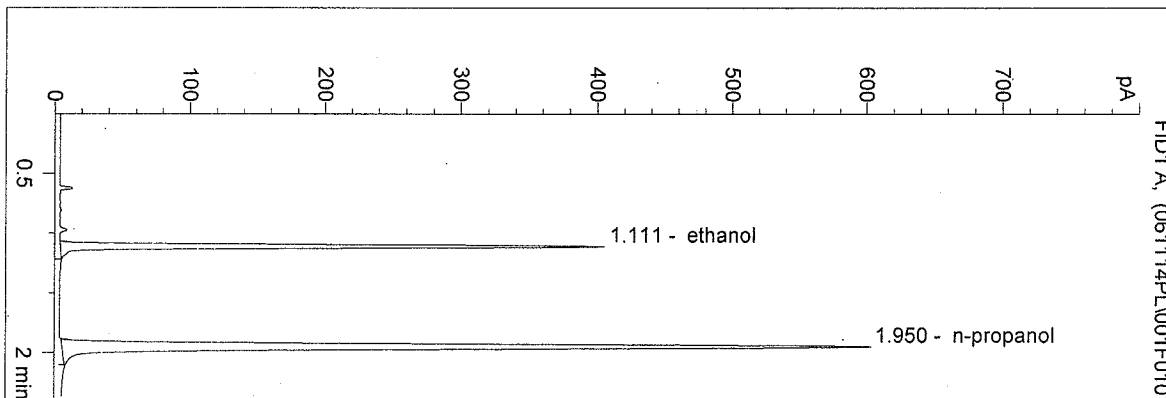

E. Paige Long
Forensic Toxicologist

EPL/km
PLQA

D:\HPCHEM\1\METHODS\BLDALCO2.M
 11/14/2006 1:53:13 PM
 Instrument 5
 DB-ALC2

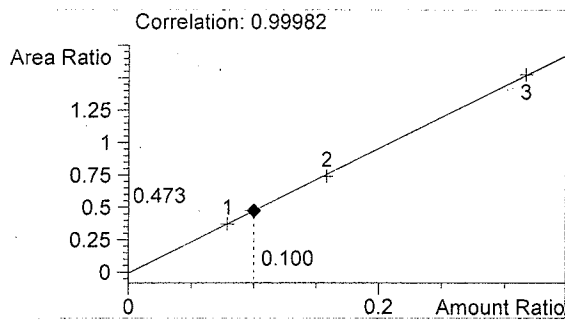
0.10 CONTROL
 p long

vial # 1

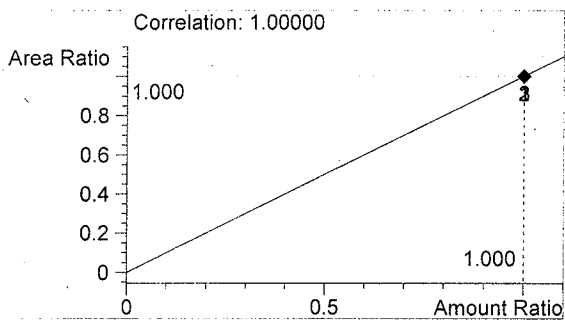


#	Compound	Area	RT
1	ethanol	831	1.111
2	n-propanol	1756	1.950

Totals:



ethanol 0.100 g/100ml

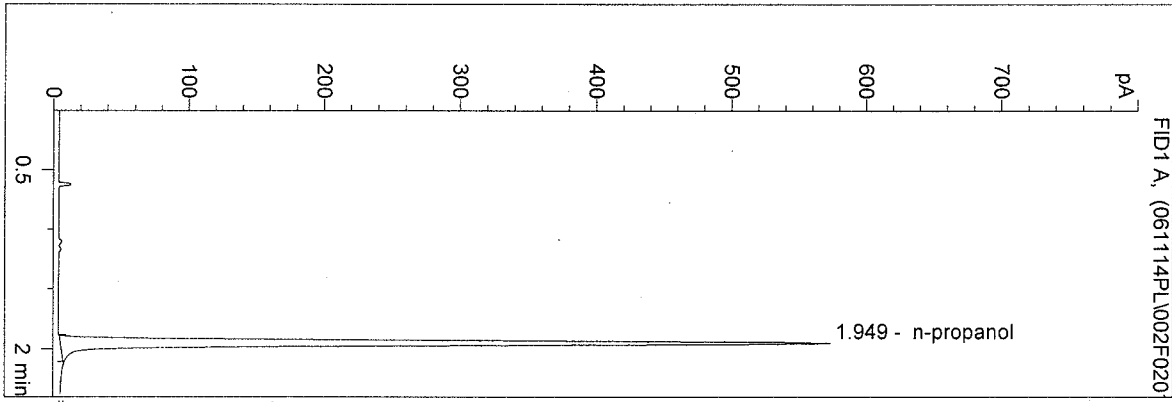


n-propanol 1.000 g/100ml

D:\HPCHEM\1\METHODS\BLDALCO2.M
 11/14/2006 1:56:34 PM
 Instrument 5
 DB-ALC2

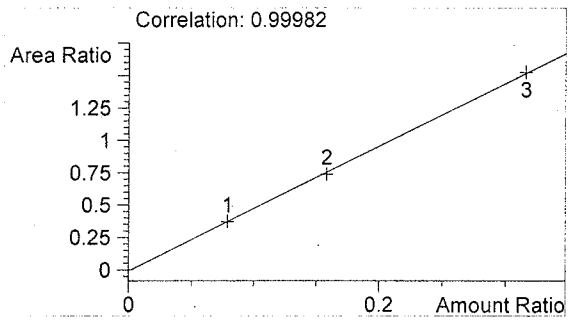
BLANK
 p long

vial # 2

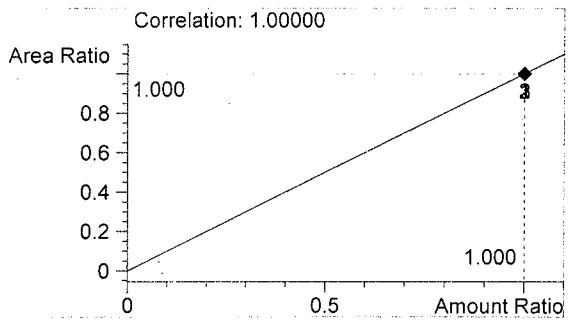


#	Compound	Area	RT
1	ethanol	0	0.000
2	n-propanol	1678	1.949

Totals:



ethanol 0.000 g/100ml

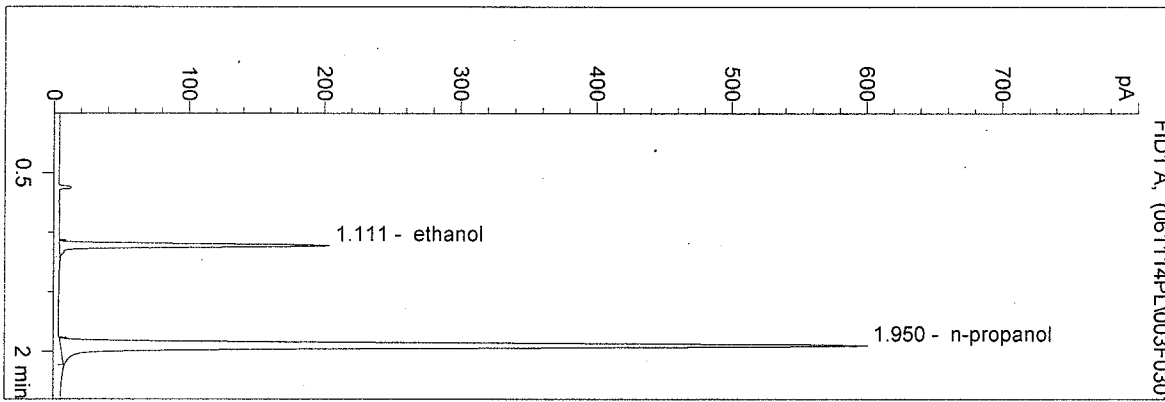


n-propanol 1.000 g/100ml

D:\HPCHEM\1\METHODS\BLDALCO2.M
 11/14/2006 1:59:58 PM
 Instrument 5
 DB-ALC2

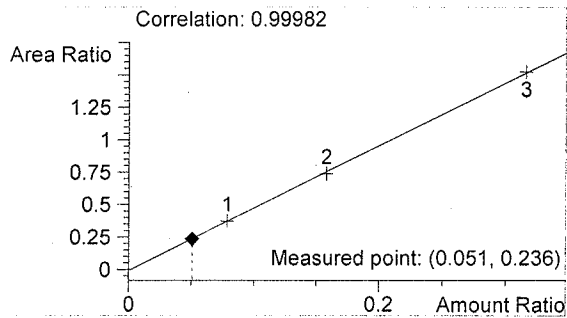
QA06044-1
 p long

vial # 3

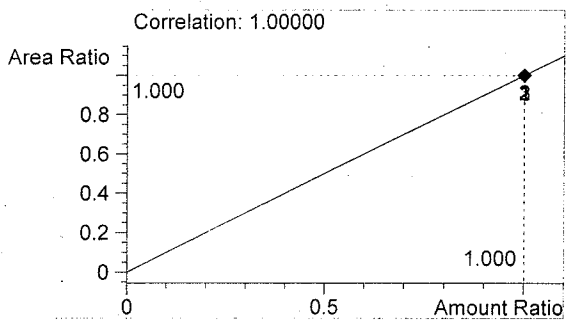


#	Compound	Area	RT
1	ethanol	415	1.111
2	n-propanol	1761	1.950

Totals:



ethanol 0.051 g/100ml

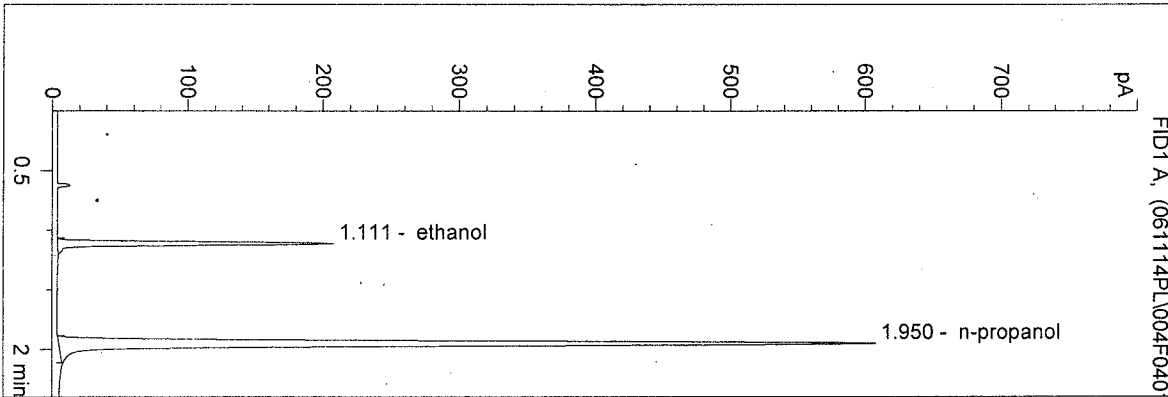


n-propanol 1.000 g/100ml

D:\HPCHEM\1\METHODS\BLDALCO2.M
 11/14/2006 2:05:16 PM
 Instrument 5
 DB-ALC2

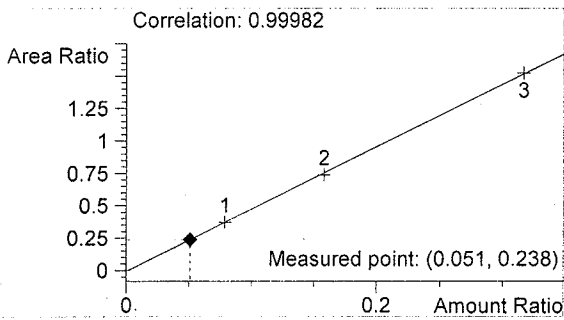
QA06044-2
 p long

vial # 4

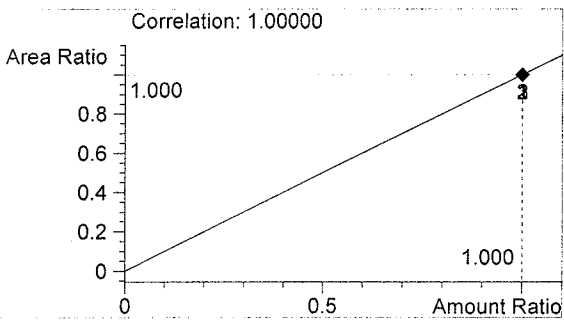


#	Compound	Area	RT
1	ethanol	424	1.111
2	n-propanol	1783	1.950

Totals:



ethanol 0.051 g/100ml

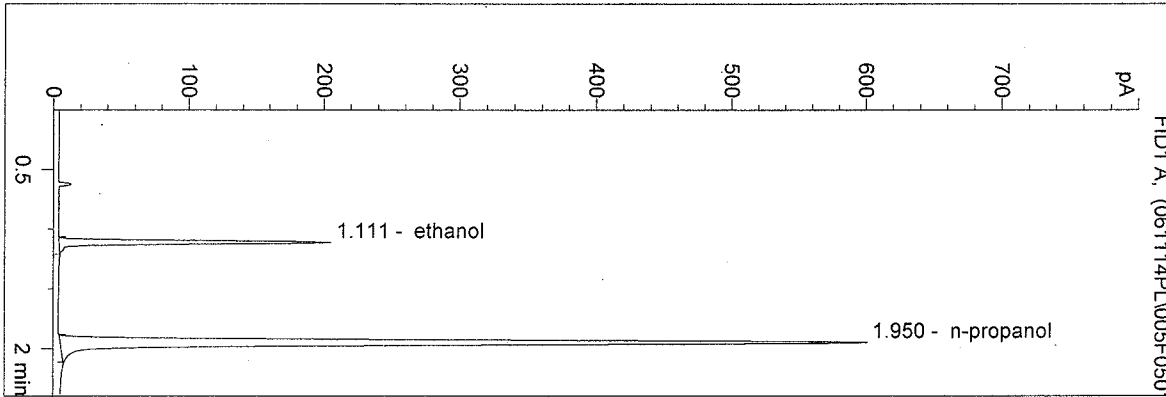


n-propanol 1.000 g/100ml

D:\HPCHEM\1\METHODS\BLDALCO2.M
 11/14/2006 2:08:44 PM
 Instrument 5
 DB-ALC2

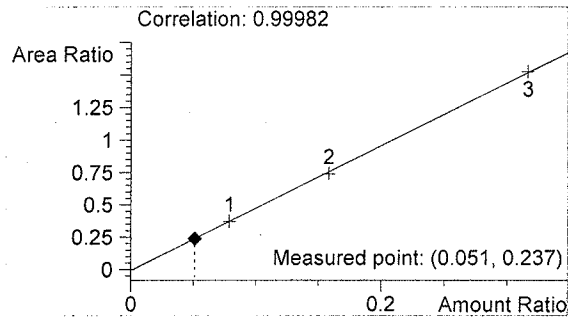
QA06044-3
 p long

vial # 5

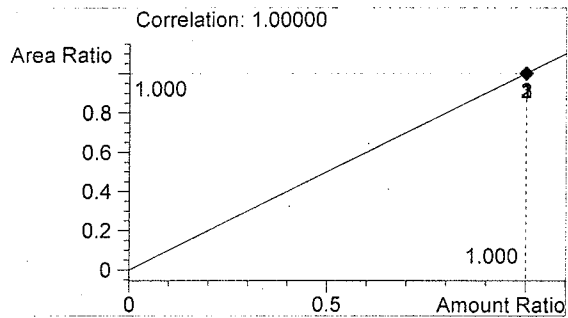


#	Compound	Area	RT
1	ethanol	418	1.111
2	n-propanol	1761	1.950

Totals:



ethanol 0.051 g/100ml

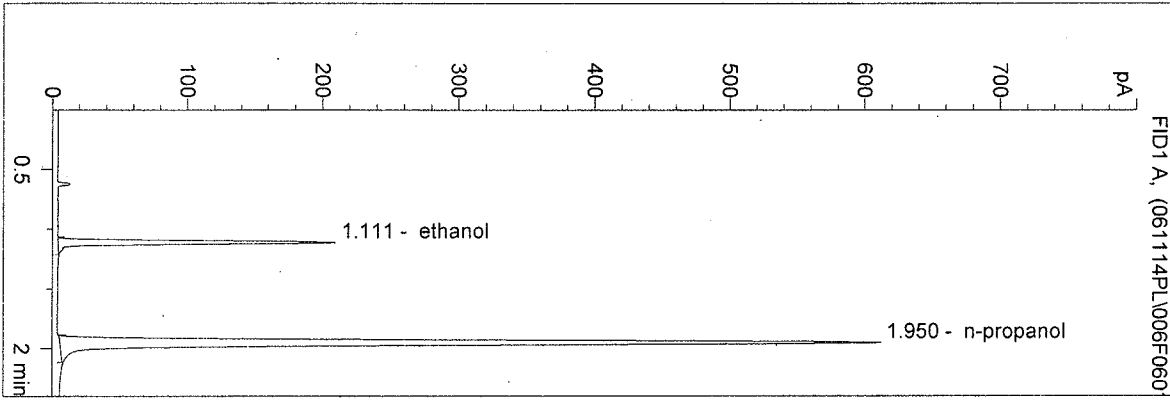


n-propanol 1.000 g/100ml

D:\HPCHEM\1\METHODS\BLDALCO2.M
 11/14/2006 2:12:08 PM
 Instrument 5
 DB-ALC2

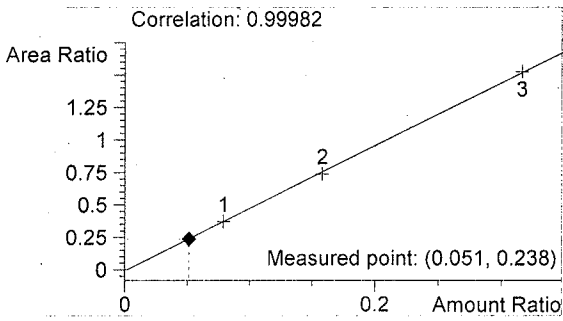
QA06044-4
 p long

vial # 6

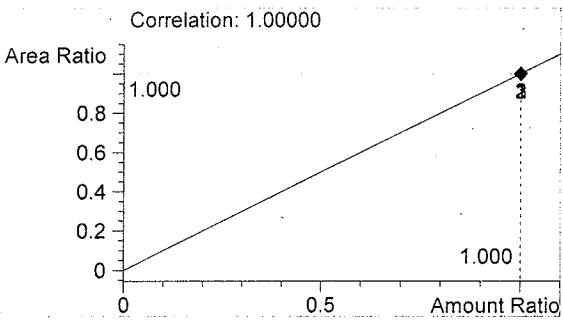


#	Compound	Area	RT
1	ethanol	427	1.111
2	n-propanol	1793	1.950

Totals:



ethanol 0.051 g/100ml

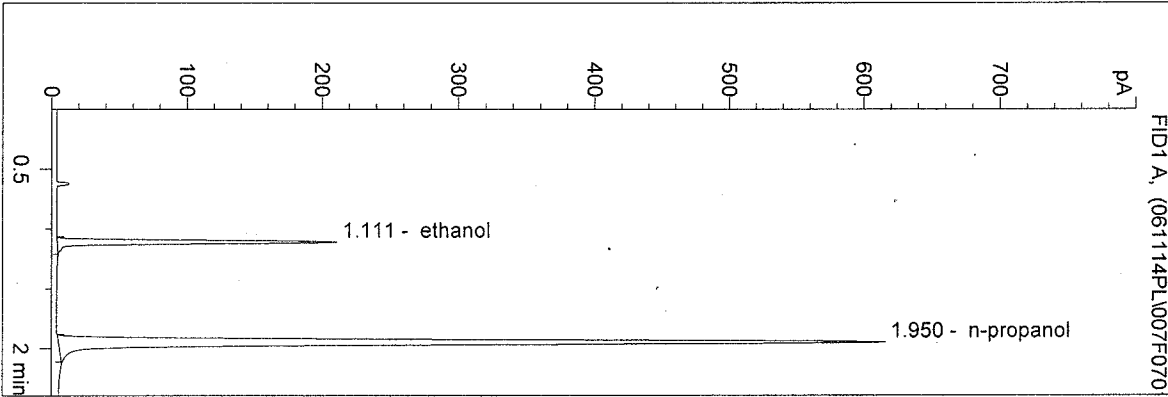


n-propanol 1.000 g/100ml

D:\HPCHEM\1\METHODS\BLDALCO2.M
 11/14/2006 2:17:10 PM
 Instrument 5
 DB-ALC2

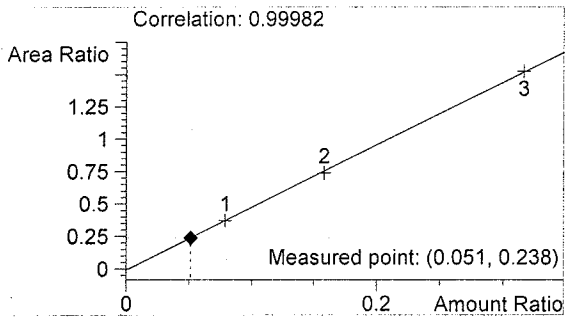
QA06044-5
 p long

vial # 7

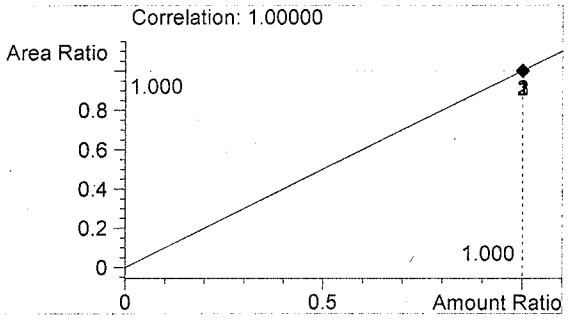


#	Compound	Area	RT
1	ethanol	430	1.111
2	n-propanol	1806	1.950

Totals:



ethanol 0.051 g/100ml

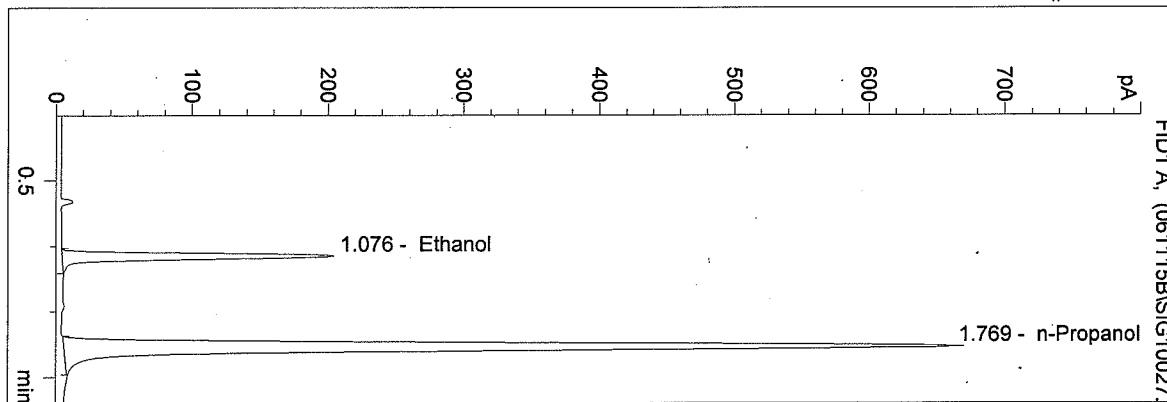


n-propanol 1.000 g/100ml

C:\HPCHEM\1\METHODS\BLDALCO.M
 11/15/2006 2:16:33 PM
 Instrument 1
 DB ALC 1

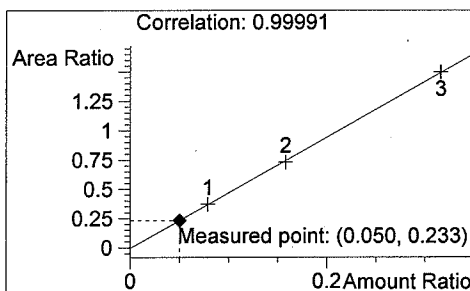
06044 QA-1
 N Nuwayhid, PhD

vial # 27



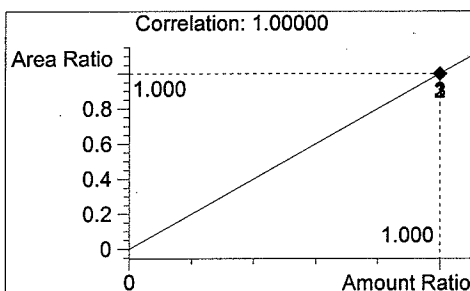
#	Compound	Area	RT
1	Ethanol	621	1.076
2	n-Propanol	2666	1.769

Tot



Ethanol

0.050 g/100ml



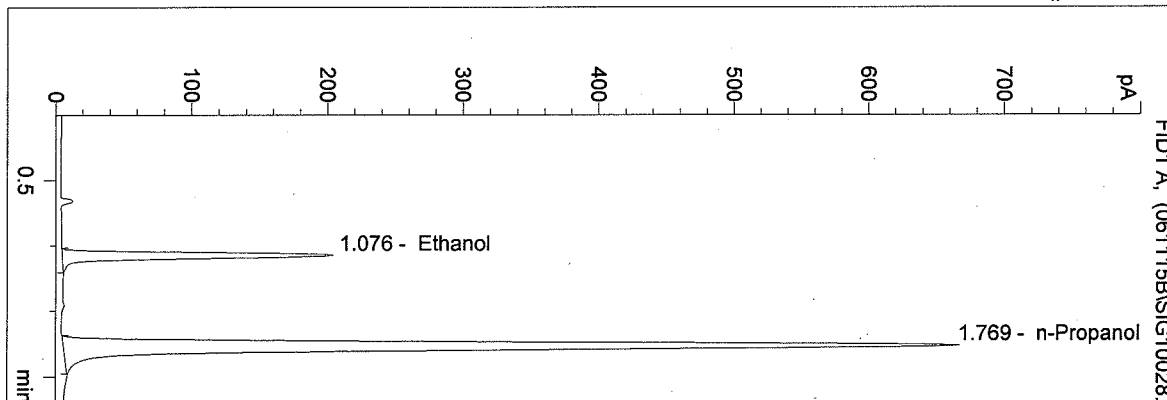
n-Propanol

1.000 g/100ml

C:\HPCHEM\1\METHODS\BLDALCO.M
 11/15/2006 2:19:38 PM
 Instrument 1
 DB ALC 1

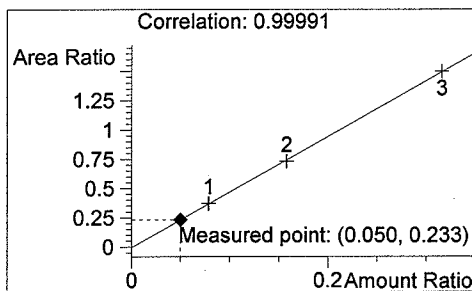
06044 QA-2
 N Nuwayhid, PhD

vial # 28



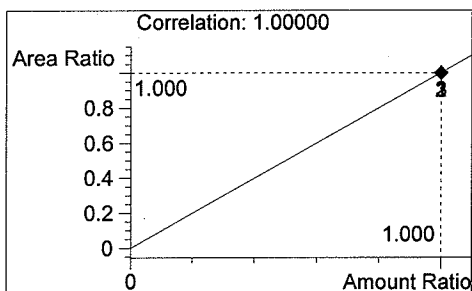
#	Compound	Area	RT
1	Ethanol	618	1.076
2	n-Propanol	2654	1.769

Tot



Ethanol

0.050 g/100ml



n-Propanol

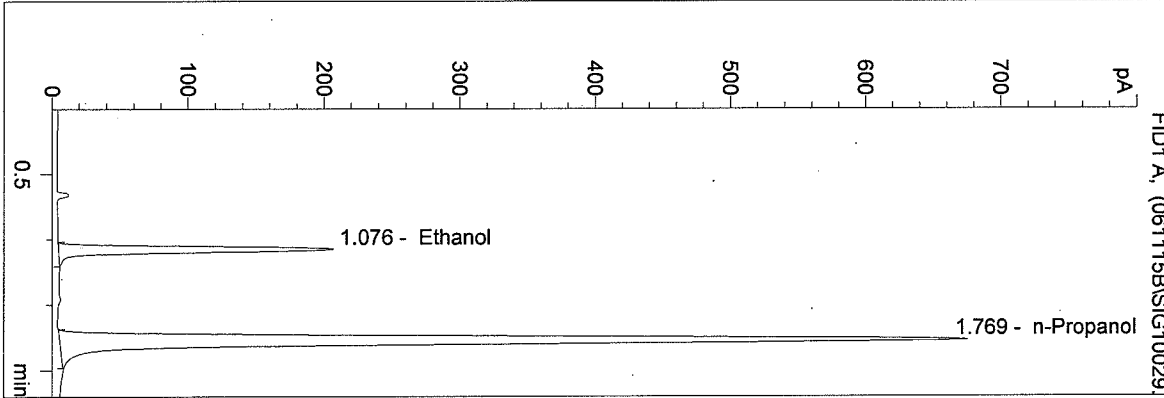
1.000 g/100ml

WASHINGTON STATE TOXICOLOGY LABORATORY

C:\HPCHEM\1\METHODS\BLDALCO.M
 11/15/2006 2:22:43 PM
 Instrument 1
 DB ALC 1

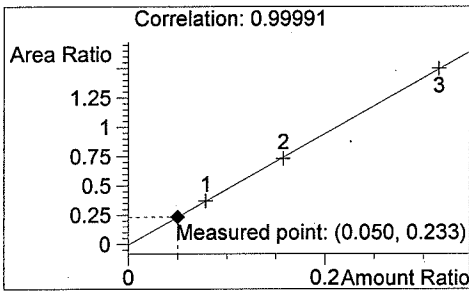
06044 QA-3
 N Nuwayhid, PhD

vial # 29



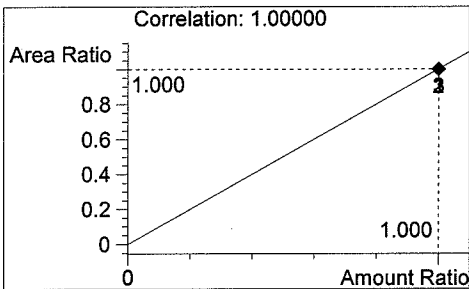
#	Compound	Area	RT
1	Ethanol	627	1.076
2	n-Propanol	2691	1.769

Tot



Ethanol

0.050 g/100ml



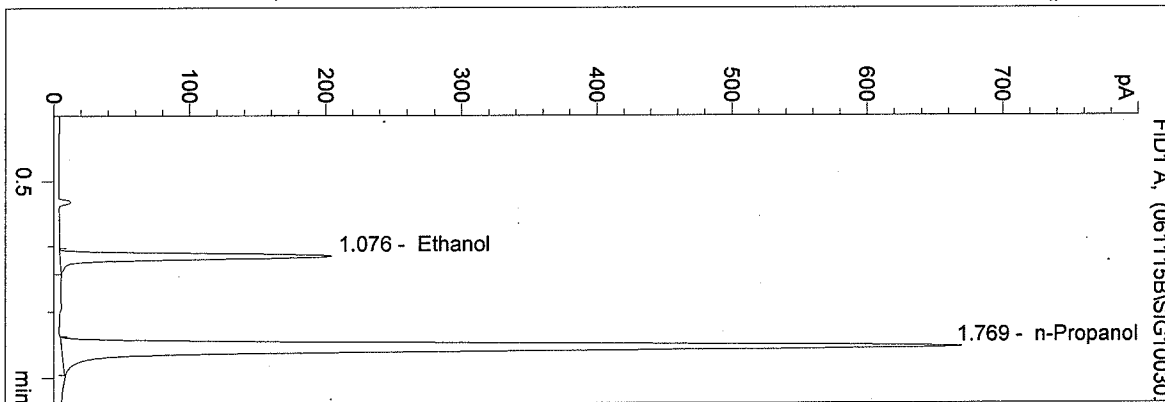
n-Propanol

1.000 g/100ml

C:\HPCHEM\1\METHODS\BLDALCO.M
 11/15/2006 2:25:47 PM
 Instrument 1
 DB ALC 1

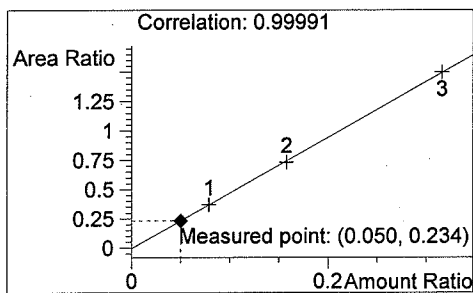
06044 QA-4
 N Nuwayhid, PhD

vial # 30



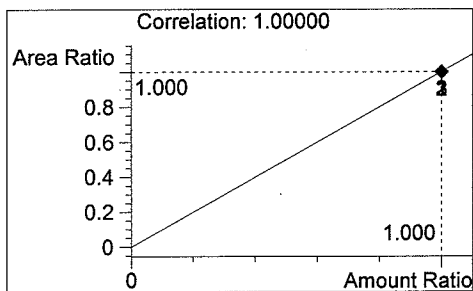
#	Compound	Area	RT
1	Ethanol	622	1.076
2	n-Propanol	2664	1.769

Tot



Ethanol

0.050 g/100ml



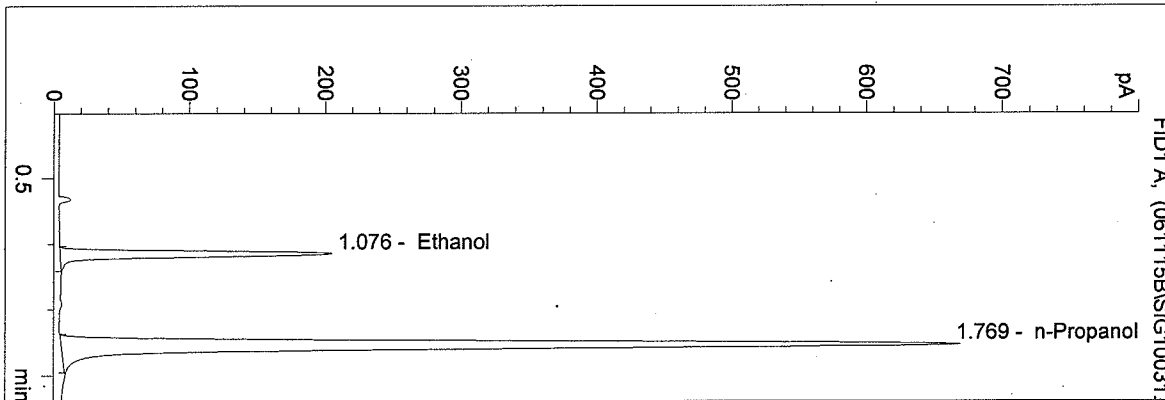
n-Propanol

1.000 g/100ml

C:\HPCHEM\1\METHODS\BLDALCO.M
 11/15/2006 2:28:52 PM
 Instrument 1
 DB ALC 1

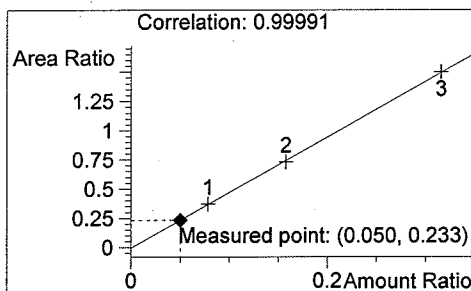
06044 QA-5
 N Nuwayhid, PhD

vial # 31



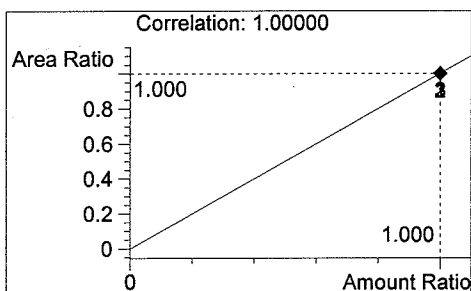
#	Compound	Area	RT
1	Ethanol	622	1.076
2	n-Propanol	2667	1.769

Tot



Ethanol

0.050 g/100ml



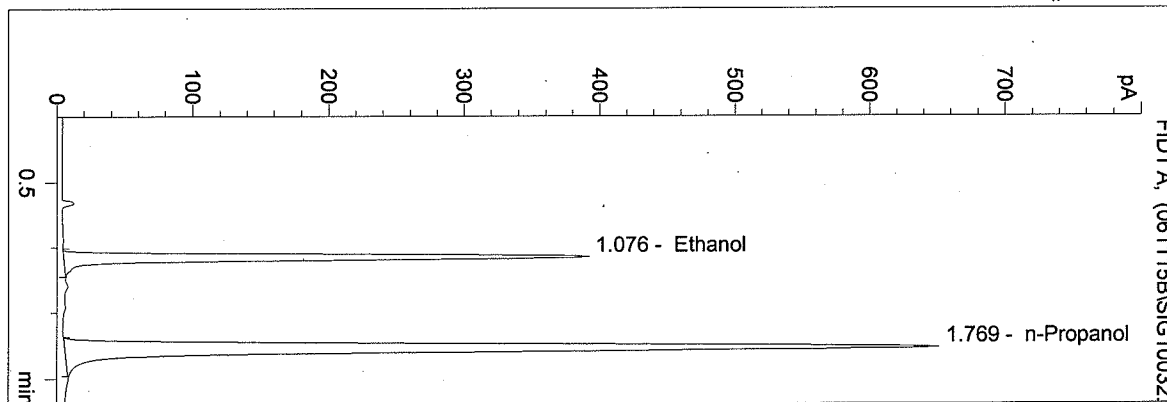
n-Propanol

1.000 g/100ml

C:\HPCHEM\1\METHODS\BLDALCO.M
 11/15/2006 2:31:57 PM
 Instrument 1
 DB ALC 1

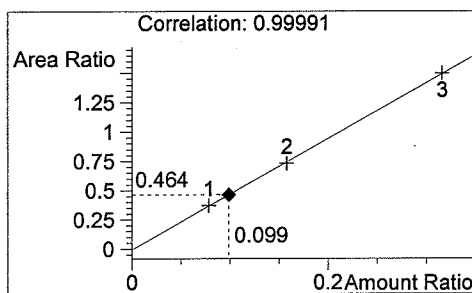
0.10 Ctrl-NN
 N Nuwayhid, PhD

vial # 32



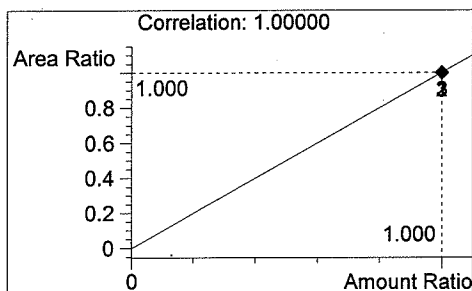
#	Compound	Area	RT
1	Ethanol	1203	1.076
2	n-Propanol	2595	1.769

Tot



Ethanol

0.099 g/100ml



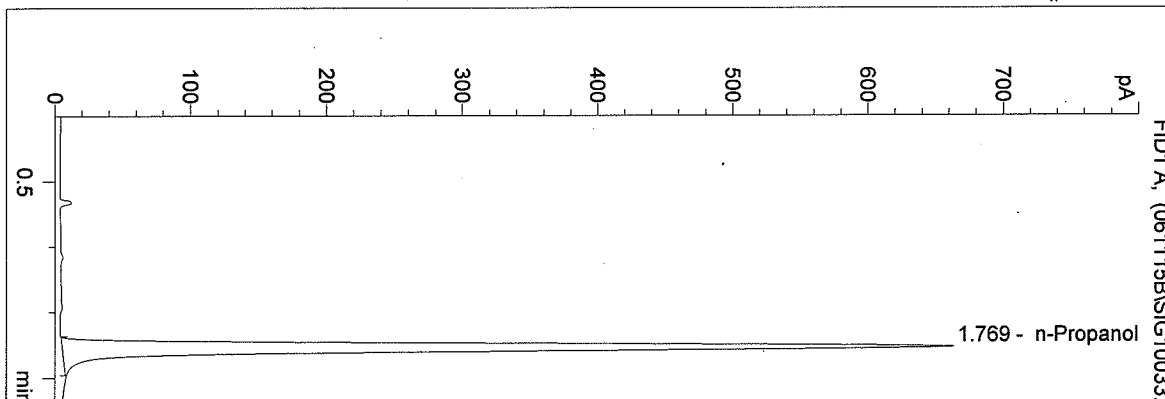
n-Propanol

1.000 g/100ml

C:\HPCHEM\1\METHODS\BLDALCO.M
 11/15/2006 2:35:02 PM
 Instrument 1
 DB ALC 1

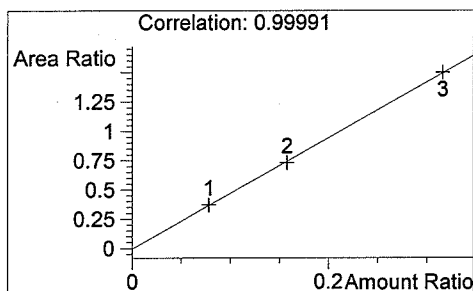
Blank
 N Nuwayhid, PhD

vial # 33



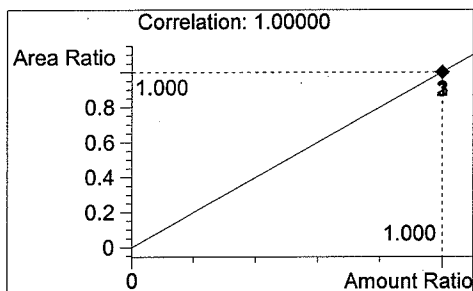
#	Compound	Area	RT
1	Ethanol	0	0.000
2	n-Propanol	2646	1.769

Tot



Ethanol

0.000 g/100ml



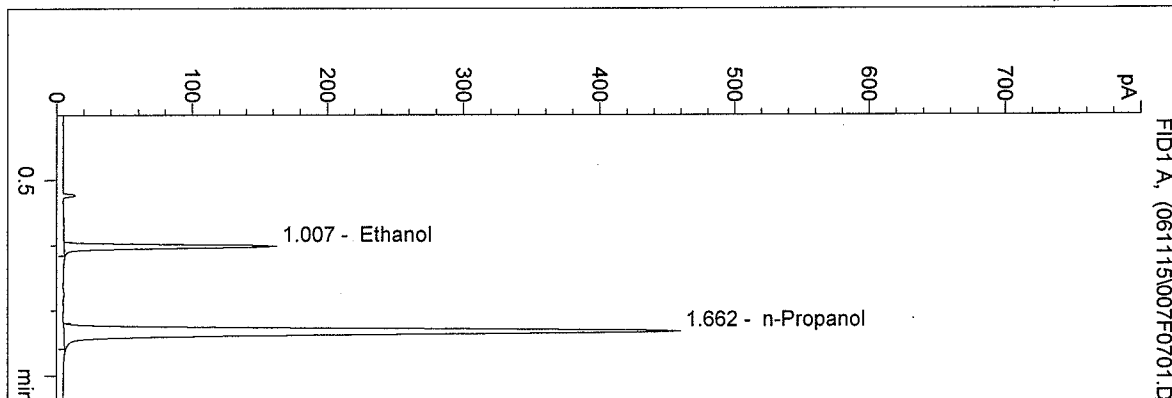
n-Propanol

1.000 g/100ml

D:\HPCHEM\1\METHODS\BLDALCO.M
 11/15/2006 4:46:59 PM
 Instrument 4
 DB-ALC1

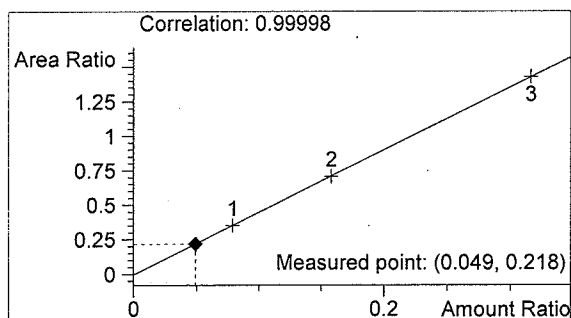
06044
 ED FORMOSO

vial # 7

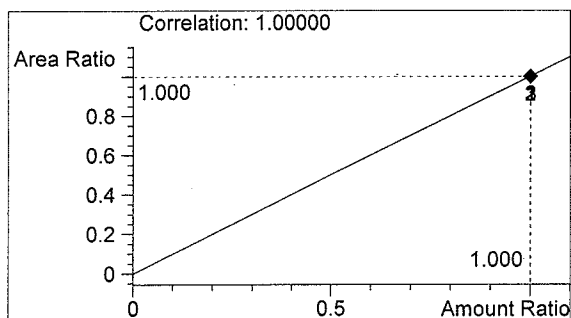


#	Compound	Area	RT
1	Ethanol	310	1.007
2	n-Propanol	1420	1.662

Totals:



Ethanol 0.049 g/100ml

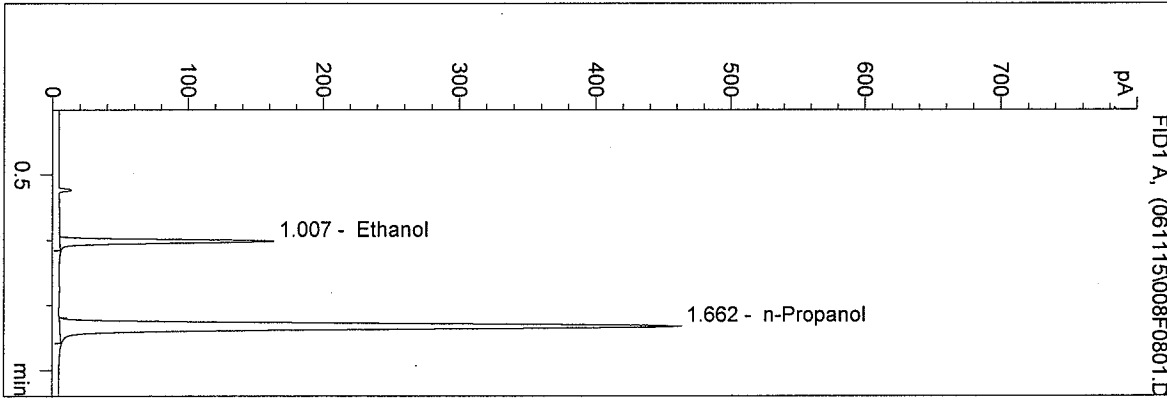


n-Propanol 1.000 g/100ml

D:\HPCHEM\1\METHODS\BLDALCO.M
 11/15/2006 4:50:12 PM
 Instrument 4
 DB-ALC1

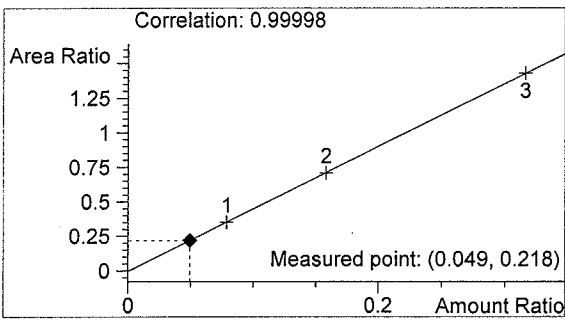
06044
 ED FORMOSO

vial # 8

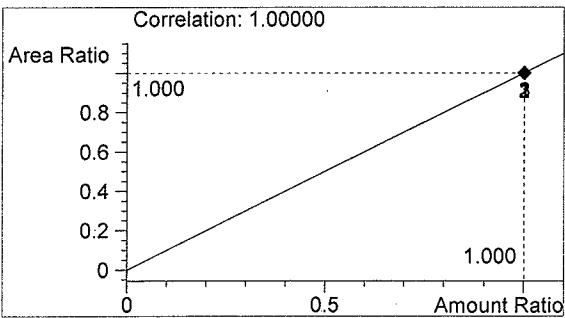


#	Compound	Area	RT
1	Ethanol	311	1.007
2	n-Propanol	1428	1.662

Totals:



Ethanol 0.049 g/100ml

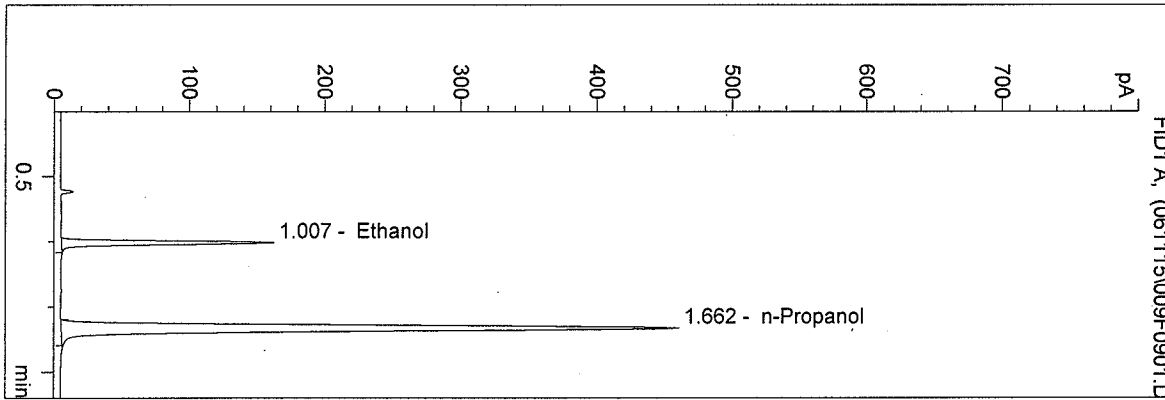


n-Propanol 1.000 g/100ml

D:\HPCHEM\1\METHODS\BLDALCO.M
 11/15/2006 4:53:28 PM
 Instrument 4
 DB-ALC1

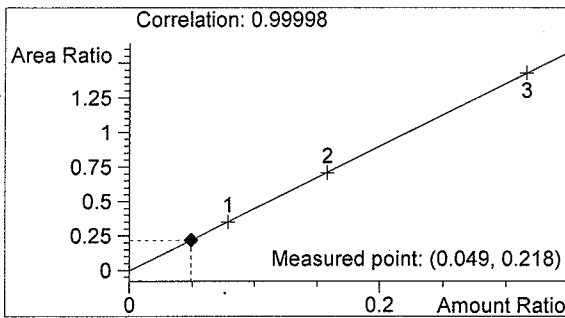
06044
 ED FORMOSO

vial # 9

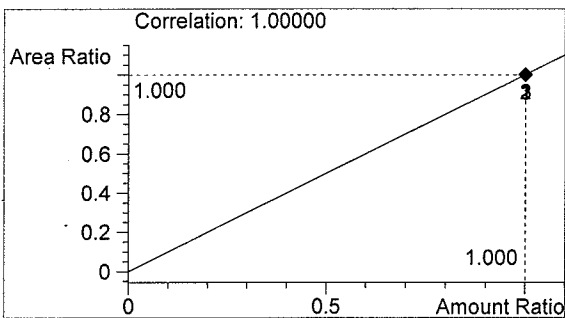


#	Compound	Area	RT
1	Ethanol	309	1.007
2	n-Propanol	1420	1.662

Totals:



Ethanol 0.049 g/100ml

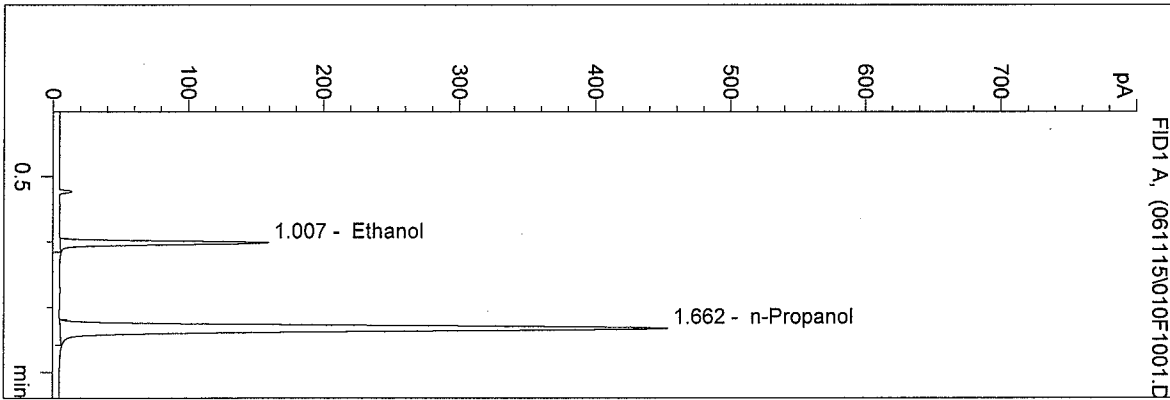


n-Propanol 1.000 g/100ml

D:\HPCHEM\1\METHODS\BLDALCO.M
 11/15/2006 4:56:42 PM
 Instrument 4
 DB-ALC1

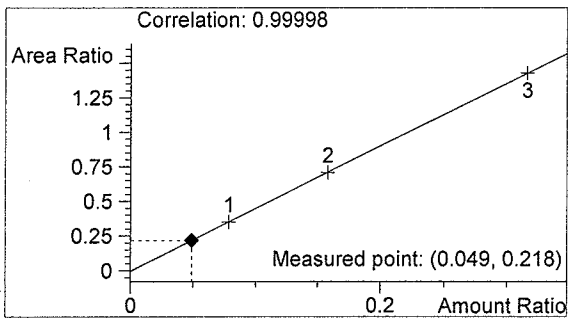
06044
 ED FORMOSO

vial # 10

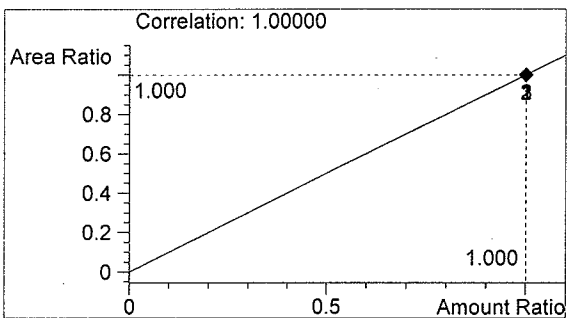


#	Compound	Area	RT
1	Ethanol	304	1.007
2	n-Propanol	1398	1.662

Totals:



Ethanol 0.049 g/100ml

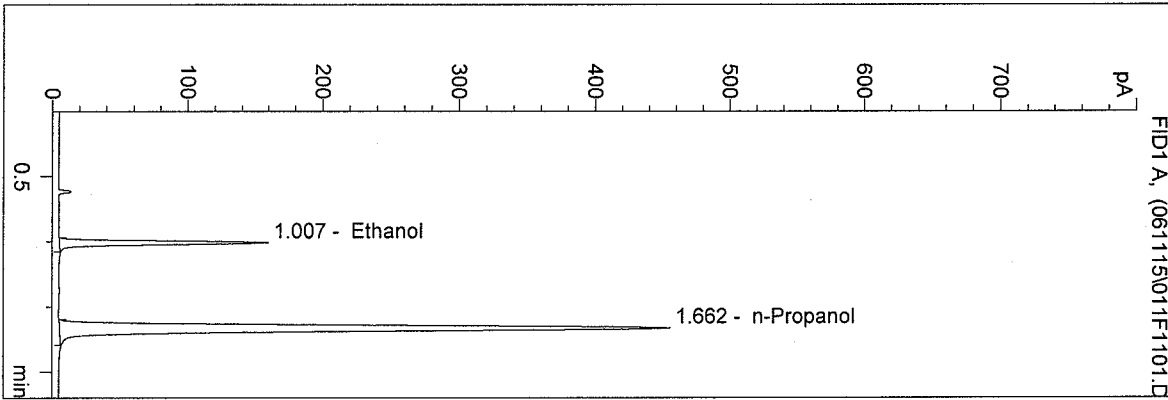


n-Propanol 1.000 g/100ml

D:\HPCHEM\1\METHODS\BLDALCO.M
 11/15/2006 5:00:03 PM
 Instrument 4
 DB-ALC1

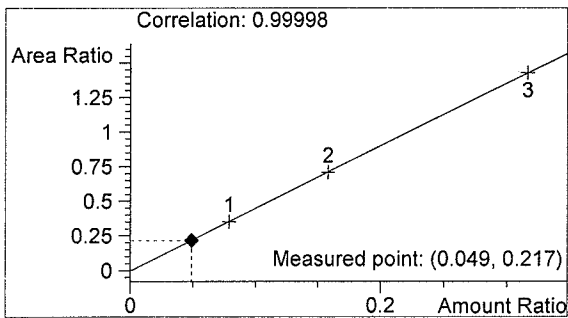
06044
 ED FORMOSO

vial # 11

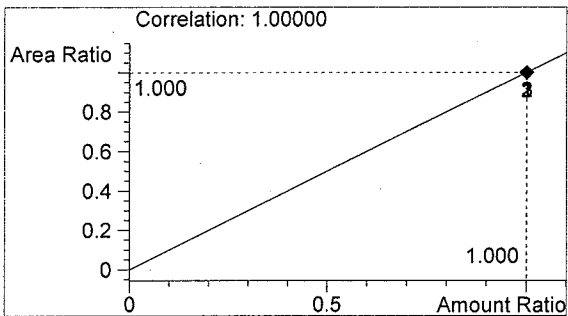


#	Compound	Area	RT
1	Ethanol	304	1.007
2	n-Propanol	1404	1.662

Totals:



Ethanol 0.049 g/100ml

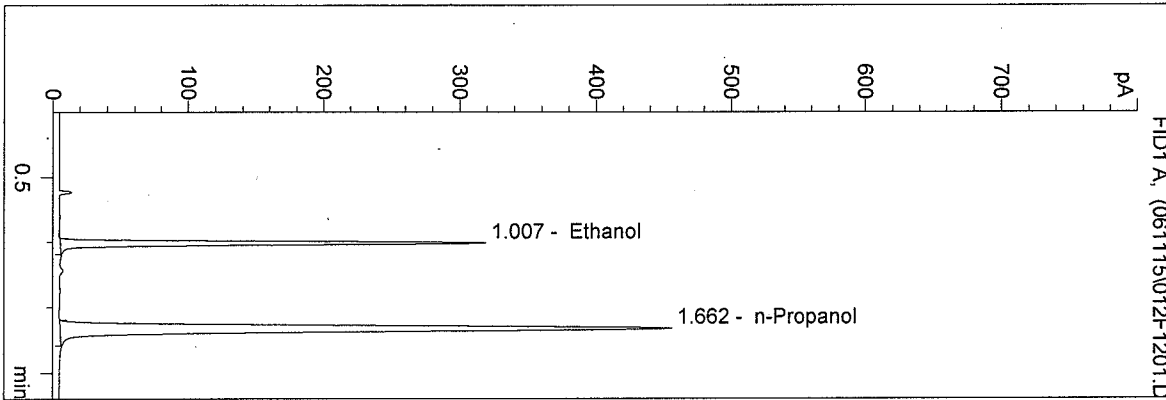


n-Propanol 1.000 g/100ml

D:\HPCHEM\1\METHODS\BLDALCO.M
 11/15/2006 5:03:20 PM
 Instrument 4
 DB-ALC1

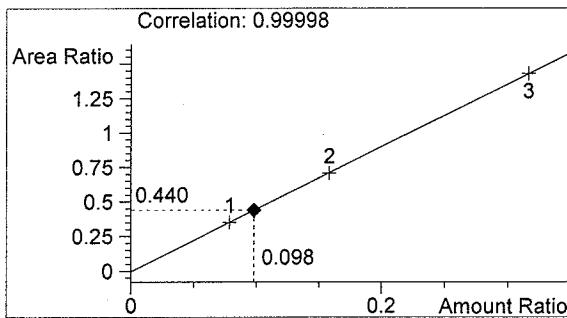
0.10 CONTROL
 ED FORMOSO

vial # 12

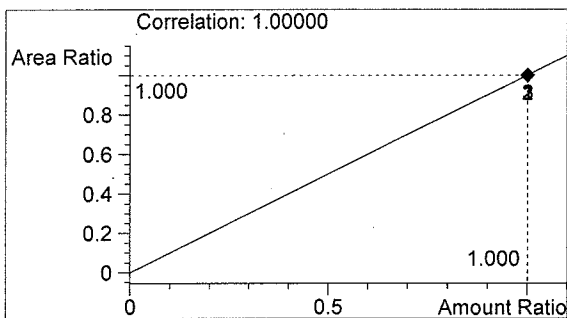


#	Compound	Area	RT
1	Ethanol	619	1.007
2	n-Propanol	1408	1.662

Totals:



Ethanol 0.098 g/100ml



n-Propanol 1.000 g/100ml