
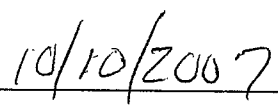


Notice of Simulator Solution File Review

At the request of the State Toxicologist a review of the following simulator solution records has been accomplished. The following file consists of simulator solution analyses performed and completed by the State Toxicology Laboratory for a specific batch number. The file contains the simulator solution data entry form along with a file review record and the chromatograms generated by the Toxicology Laboratory during the analyses of the solutions. This file has been reviewed by Tpr. Ken Denton and Mr. Rod Gullberg for accuracy and completeness. Where computations regarding simulator solution values have been found to be incorrect, the corrected values have been written in by Mr. Rod Gullberg along with initials and date. The corrected values were then evaluated to ensure that the solution still conformed to those standards established by the State Toxicologist.



Where computation values changed for a specific batch number, the analysts employed by the State Toxicology Laboratory were asked to review the revisions, ensure the solution complied with the criteria established by the State Toxicologist and then re-sign their affidavit. Their signature will appear on their original affidavit along with a statement regarding their review of the results.

Where a dating error occurred that analyst will have made the correction on the original data form including their initials and date and then re-signed their original affidavit.

Tpr. Ken Denton

Date

Rod G. Gullberg

Date

Washington State Toxicology Laboratory

Simulator Solution Data Entry Review Form

Reviewer KREN DELTON / RAL GULLBERG Date 10-2-07

Location TOX LAB SEATTLE Batch Number 06033

Form Review Criteria

Preparation date precedes all analysis dates: Okay ___ Not Okay X

Data entry corresponds to all chromatograms: Okay X Not Okay ___

All signatures present: Okay X Not Okay ___

Computations:

Avg. solution concentration: Correct X Not Correct ___

Standard deviation: Correct X Not Correct ___

Range: Correct X Not Correct ___

Precision: Correct X Not Correct ___

Equivalent vapor concent.: Correct X Not Correct ___

External Control Information (lot # and future date): Correct X Not Correct ___

Complies with accuracy and precision requirements established by the State Toxicologist: Yes X No ___

Corrections Necessary:

Comments:

Reviewer Signature: R. Gullberg Date: 10-2-07
Reviewer Signature: K. Delton Date: 10/2/2007

WASHINGTON STATE TOXICOLOGY LABORATORY
FORENSIC LABORATORY SERVICES BUREAU
WASHINGTON STATE PATROL
2203 AIRPORT WAY S, SUITE 360
SEATTLE, WASHINGTON 98134-2027
(206) 262-6100 FAX (206) 262-6145




Preparation and certification of **0.08** g/210L Quality Assurance solution 9-1-06
 Batch number **06033** Date: ~~9/5/2006~~
 Preparation: 22.2 mL of absolute ethyl alcohol diluted to 18 Liters with water RC 10-9-07
 Concentration of ethanol (g/100mL) measured by gas chromatography:

	Anal 1	Anal 2	Anal 3	Anal 4	Anal 5	Anal 6	Anal 7	Anal 8	Anal 9	Anal 10	Anal 11	Anal 12	Anal 13	Anal 14	Anal 15	Anal 16
1	0.097	0.099	0.099													
2	0.098	0.100	0.099													
3	0.097	0.101	0.099													
4	0.097	0.100	0.100													
5	0.097	0.100	0.099													
Ctrl	0.099	0.101	0.098													

External Control:
 Lot #: A041837 Exp date: 4/10
 Target concentration: 0.10 g/100mL

Statistics:
 Avg. solution concent.: 0.0988 g/100 mL
 SD: 0.00132
 Range (3xSD): 0.0948 to 0.1028
 Precision CV (%): 1.3362 %

Equivalent vapor concent.: 0.0803 g/210L

Analyst	Name	Signature	Date
1	Brian Capron		09/01/2006
2	Estuardo J. Miranda		09/05/2006
3	Paige Long		09/06/2006
4			
5			
6			
7			
8			
9			
10			
11			
12			
13			
14			
15			
16			

Prepared by: Brian Capron according to the approved protocol



STATE OF WASHINGTON
WASHINGTON STATE PATROL
WASHINGTON STATE TOXICOLOGY LABORATORY

2203 Airport Way South, Suite 360•Seattle, Washington 98134-2927•(206) 262-6100•FAX (206) 262-6145

DATAMASTER QUALITY ASSURANCE SOLUTION
CERTIFICATION


I, Brian Capron, do certify under penalty of perjury that:

I am employed by the Washington State Toxicology Laboratory, and a part of my responsibilities includes preparing and testing the alcohol solutions for the DataMaster breath test instrument.

I possess the following qualifications: BS degree in Biology and nine years of experience in forensic toxicology.

The quality assurance solution, Lot Number 06033, was prepared in the Washington State Toxicology Laboratory on ^{9.1.06} 9/5/2006. I examined and tested this solution. The mean concentration of the alcohol was 0.0988 grams per 100ml. ^{BC 10-9-07}

Dated: 10/11/2006
Seattle, WA



Brian Capron
Forensic Toxicologist

BC/ks
BCQA

A review of solution batch records was recently completed. After this review, I checked the file for this solution and reviewed all changes that were made. I found that the solution still conformed to those standards established by the State Toxicologist for the certification of simulator solutions.

 10-9-07



STATE OF WASHINGTON
WASHINGTON STATE PATROL

WASHINGTON STATE TOXICOLOGY LABORATORY

2203 Airport Way South, Suite 360•Seattle, Washington 98134-2927•(206) 262-6100•FAX (206) 262-6145

DATAMASTER QUALITY ASSURANCE SOLUTION
CERTIFICATION

I, Estuardo J. Miranda, do certify under penalty of perjury that:

I am employed by the Washington State Toxicology Laboratory, and a part of my responsibilities includes preparing and testing the alcohol solutions for the DataMaster breath test instrument.

I possess the following qualifications: Bachelor of Science in Chemistry, Master of Science in Zoology, eight years experience in biochemical research and eight years experience in Forensic Toxicology.

The quality assurance solution, Lot Number 06033, was prepared in the Washington State Toxicology Laboratory on ^{EJM 10-10-2007}9/5/2006. I examined and tested this solution. The mean concentration of the alcohol was 0.0988 ^{9/11/2006}grams per 100ml.

Dated: 10/11/2006
Seattle, WA

Estuardo J. Miranda
Forensic Toxicologist

EM/ks
EMQA

A review of solution batch records was recently completed. After this review, I checked the file for this solution and reviewed all changes that were made. I found that the solution still conformed to those standards established by the State Toxicologist for the certification of simulator solutions.



STATE OF WASHINGTON
WASHINGTON STATE PATROL

WASHINGTON STATE TOXICOLOGY LABORATORY

2203 Airport Way South, Suite 360•Seattle, Washington 98134-2927•(206) 262-6100•FAX (206) 262-6145

DATAMASTER QUALITY ASSURANCE SOLUTION
CERTIFICATION


I, E. Paige Long, do certify under penalty of perjury that:

I am employed by the Washington State Toxicology Laboratory, and a part of my responsibilities includes preparing and testing the alcohol solutions for the DataMaster breath test instrument.

I possess the following qualifications: BS degree in Biology, and MS degree in Forensic Science.

The quality assurance solution, Lot Number 06033, was prepared in the Washington State Toxicology Laboratory on 9/5/2006. I examined and tested this solution. The mean concentration of the alcohol was 0.0988 grams per 100ml.

Dated: 10/11/2006
Seattle, WA

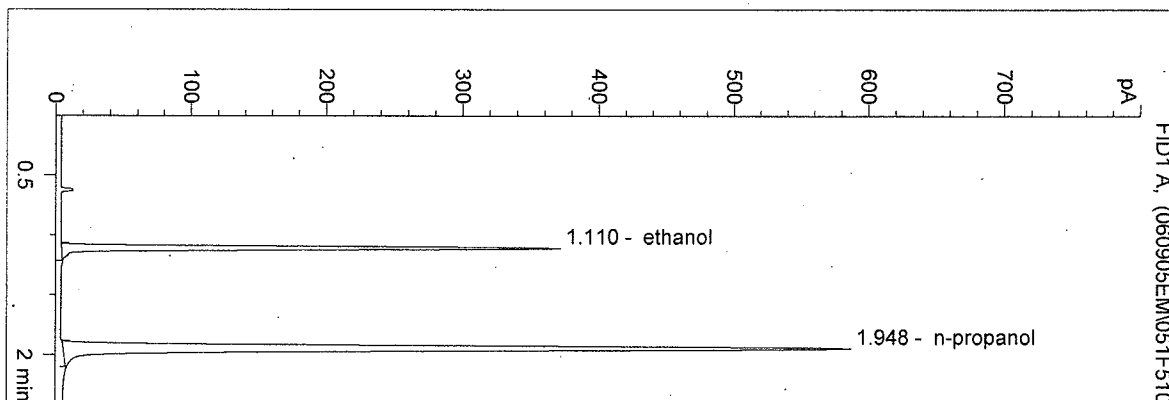

E. Paige Long
Forensic Toxicologist

EPL/ks
PLQA

D:\HPCHEM\1\METHODS\BLDALCO2.M
 9/5/2006 3:58:52 PM
 Instrument 5
 DB-ALC2

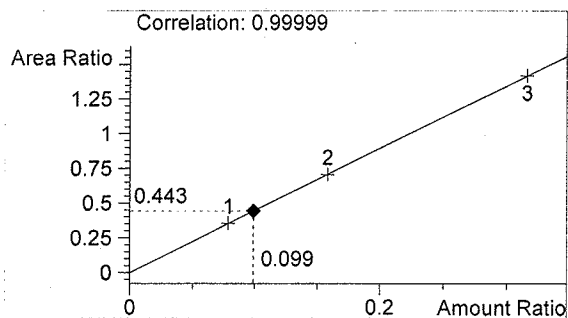
QA Sol 06033-1
 Estuardo J. Miranda

vial # 51

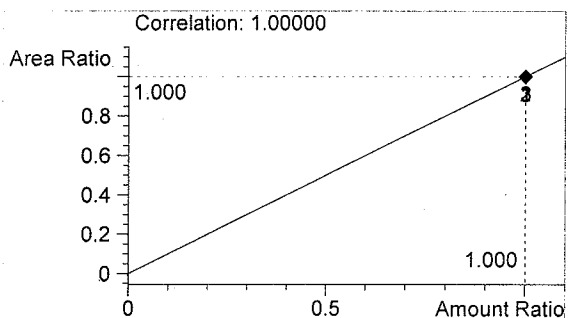


#	Compound	Area	RT
1	ethanol	761	1.110
2	n-propanol	1720	1.948

Totals:



ethanol 0.099 g/100ml

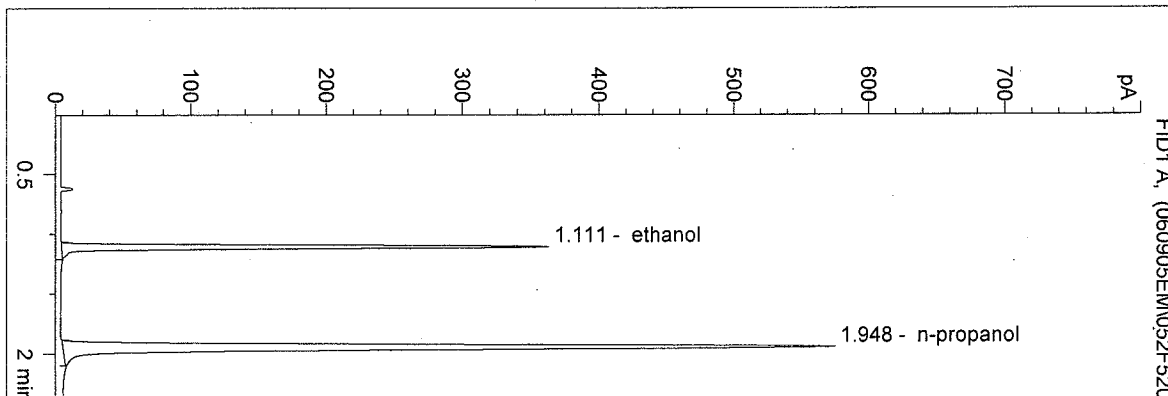


n-propanol 1.000 g/100ml

D:\HPCHEM\1\METHODS\BLDALCO2.M
 9/5/2006 4:02:12 PM
 Instrument 5
 DB-ALC2

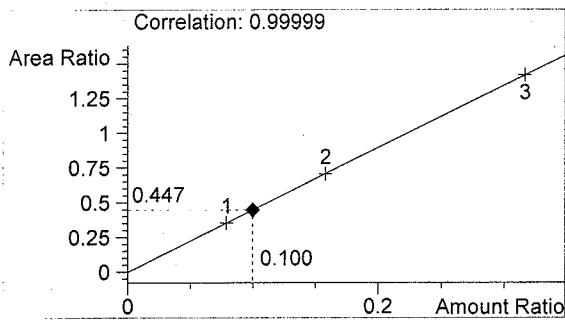
QA Sol 06033-2
 Estuardo J. Miranda

vial # 52

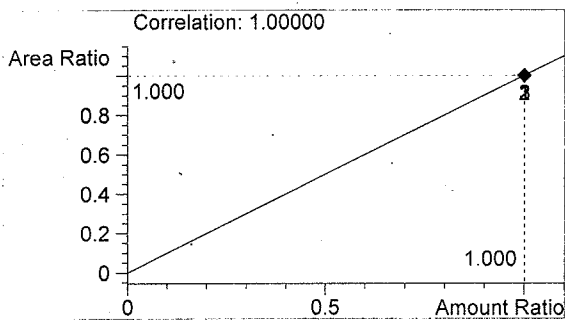


#	Compound	Area	RT
1	ethanol	752	1.111
2	n-propanol	1684	1.948

Totals:



ethanol 0.100 g/100ml

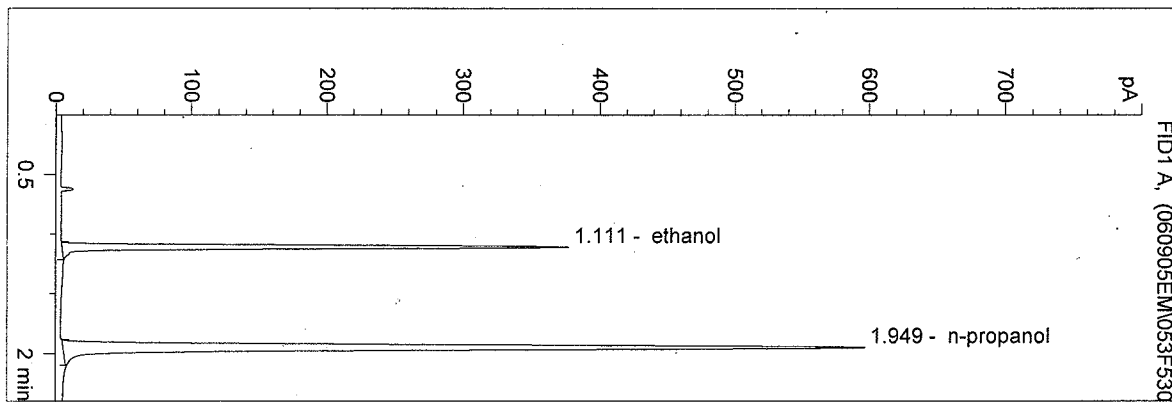


n-propanol 1.000 g/100ml

D:\HPCHEM\1\METHODS\BLDALCO2.M
 9/5/2006 4:07:11 PM
 Instrument 5
 DB-ALC2

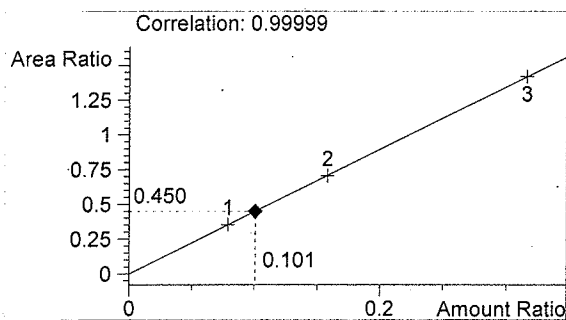
QA Sol 06033-3
 Estuardo J. Miranda

vial # 53

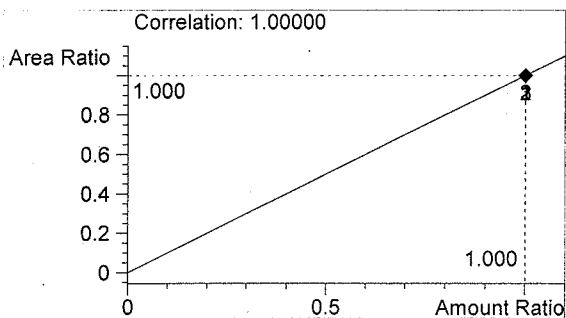


#	Compound	Area	RT
1	ethanol	788	1.111
2	n-propanol	1751	1.949

Totals:



ethanol 0.101 g/100ml

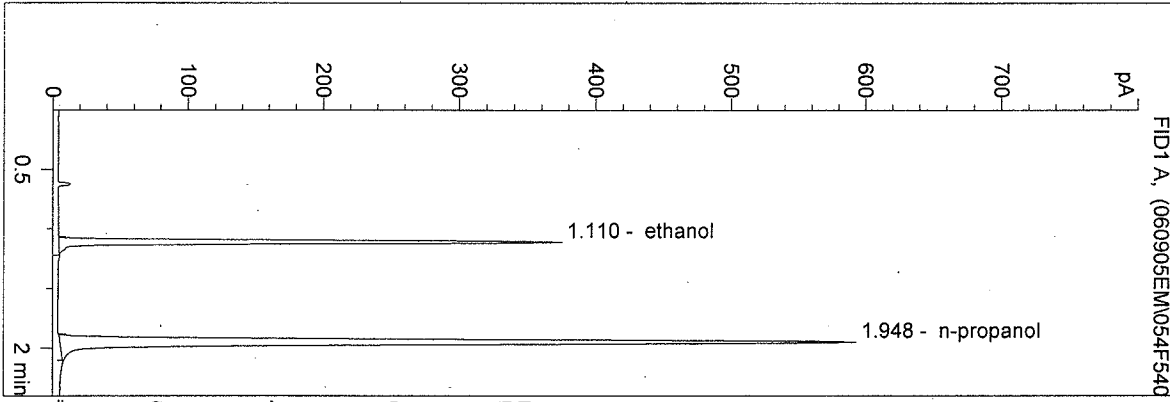


n-propanol 1.000 g/100ml

D:\HPCHEM\1\METHODS\BLDALCO2.M
 9/5/2006 4:10:49 PM
 Instrument 5
 DB-ALC2

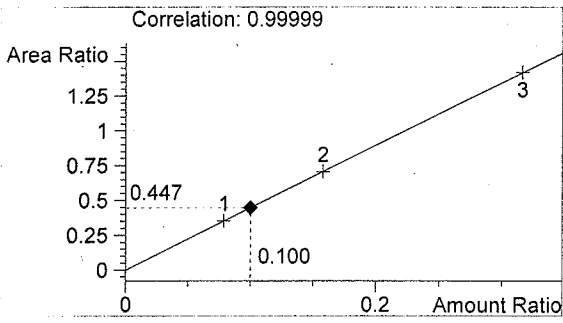
QA Sol 06033-4
 Estuardo J. Miranda

vial # 54

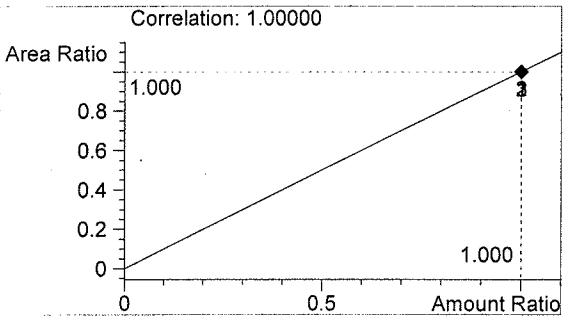


#	Compound	Area	RT
1	ethanol	777	1.110
2	n-propanol	1738	1.948

Totals:



ethanol 0.100 g/100ml

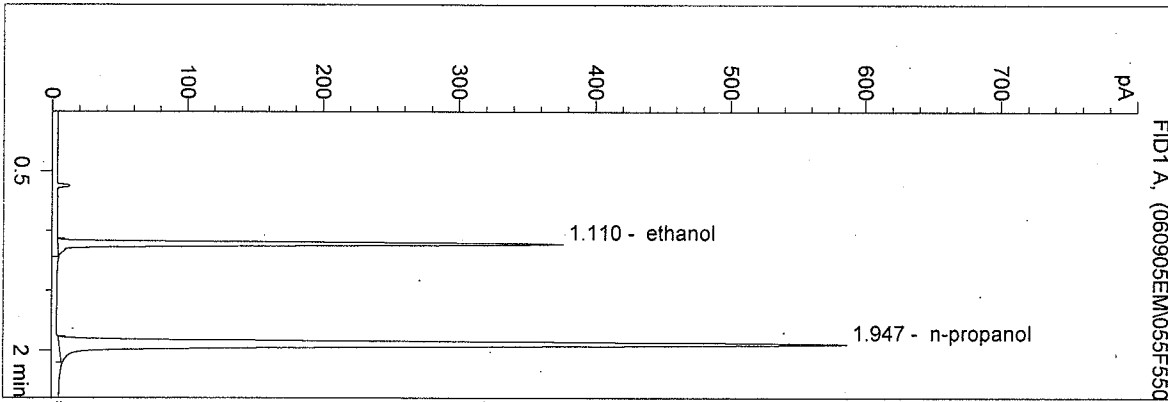


n-propanol 1.000 g/100ml

D:\HPCHEM\1\METHODS\BLDALCO2.M
 9/5/2006 4:14:11 PM
 Instrument 5
 DB-ALC2

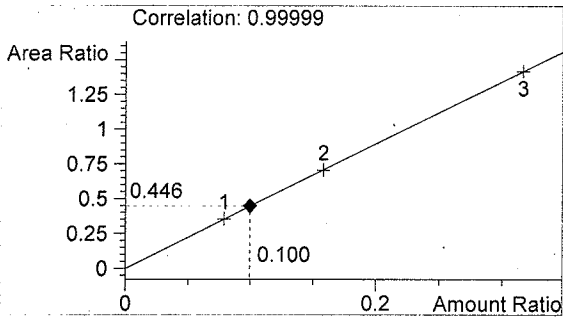
QA Sol 06033-5
 Estuardo J. Miranda

vial # 55

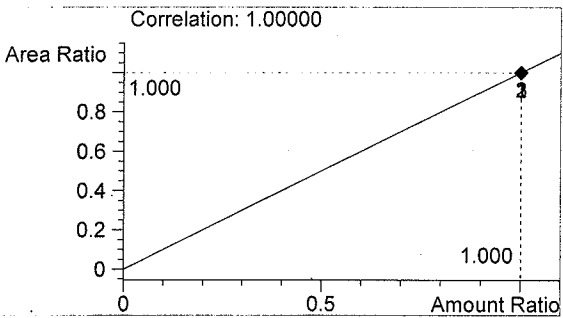


#	Compound	Area	RT
1	ethanol	766	1.110
2	n-propanol	1716	1.947

Totals:



ethanol 0.100 g/100ml

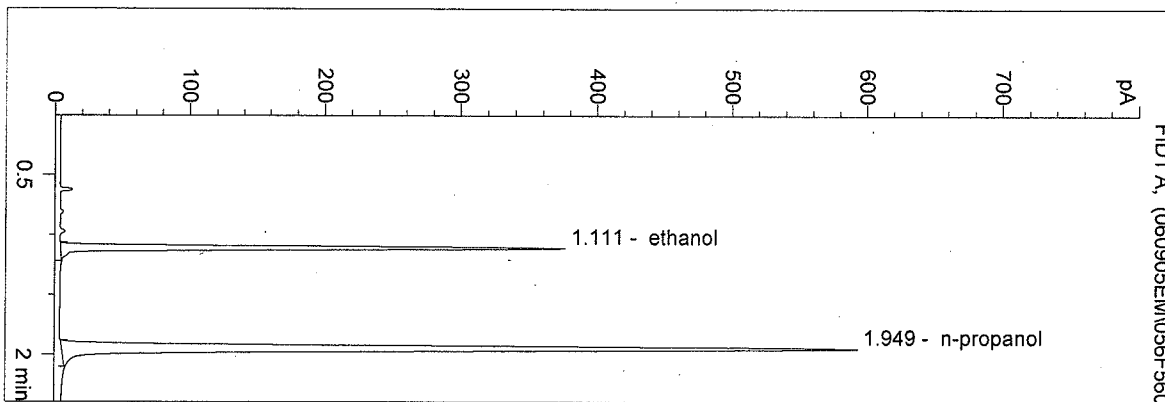


n-propanol 1.000 g/100ml

D:\HPCHEM\1\METHODS\BLDALCO2.M
 9/5/2006 4:19:09 PM
 Instrument 5
 DB-ALC2

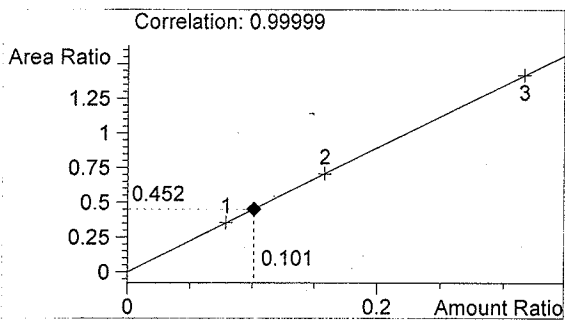
0.100 EM Control
 Estuardo J. Miranda

vial # 56

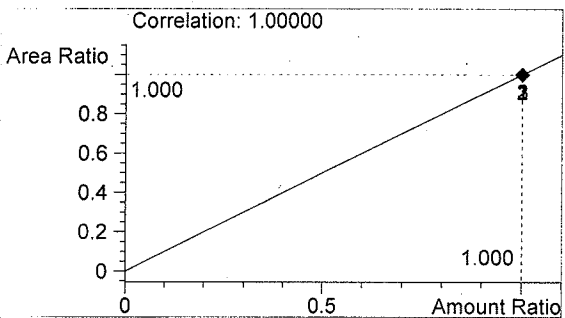


#	Compound	Area	RT
1	ethanol	787	1.111
2	n-propanol	1742	1.949

Totals:



ethanol 0.101 g/100ml

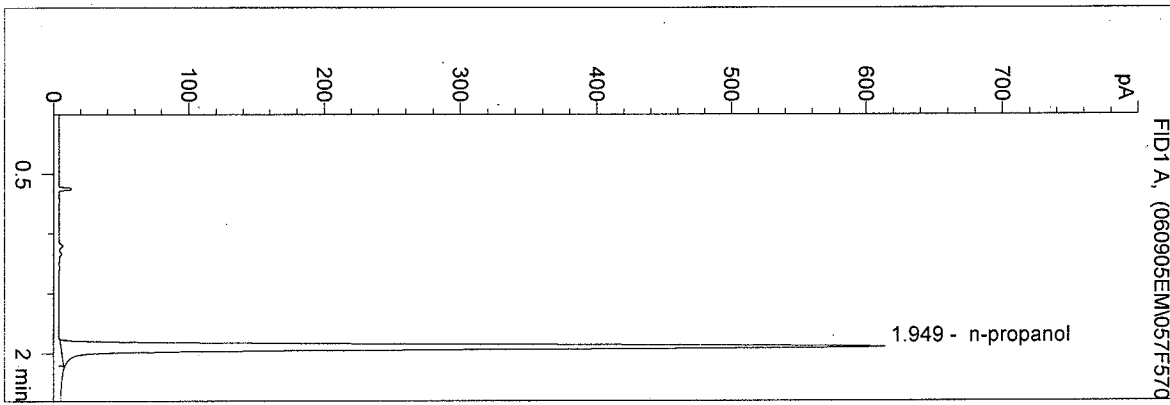


n-propanol 1.000 g/100ml

D:\HPCHEM\1\METHODS\BLDALCO2.M
 9/5/2006 4:22:45 PM
 Instrument 5
 DB-ALC2

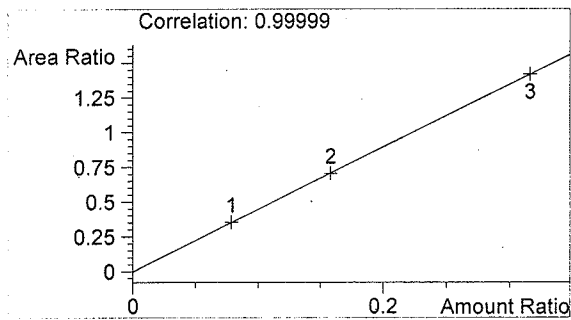
BLANK
 Estuardo J. Miranda

vial # 57

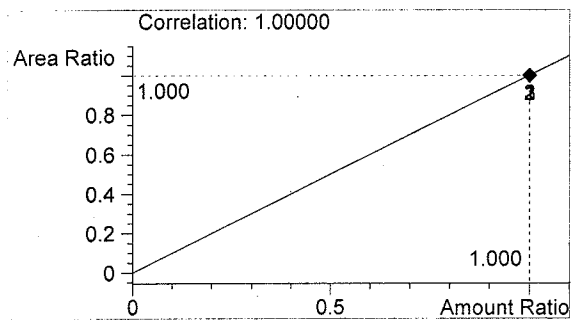


#	Compound	Area	RT
1	ethanol	0	0.000
2	n-propanol	1799	1.949

Totals:



ethanol 0.000 g/100ml

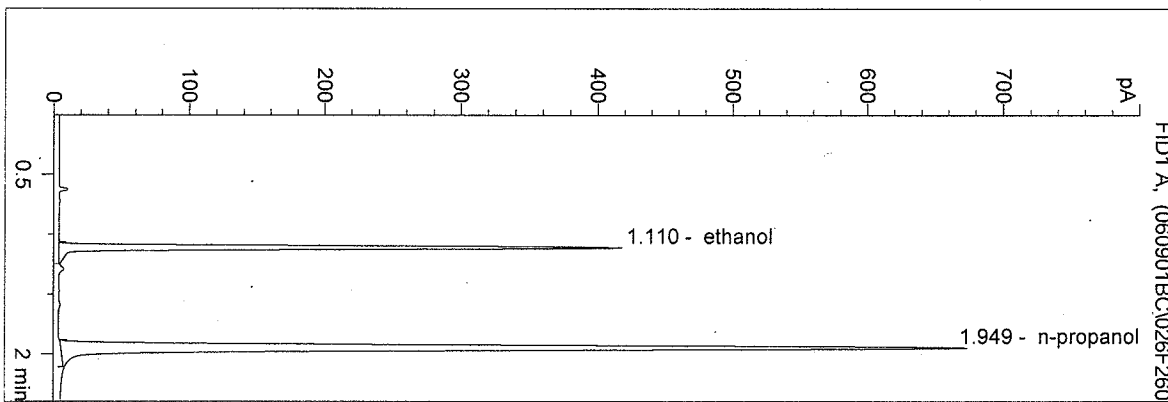


n-propanol 1.000 g/100ml

D:\HPCHEM\1\METHODS\BLDALCO2.M
 9/1/2006 1:30:18 PM
 Instrument 5
 DB-ALC2

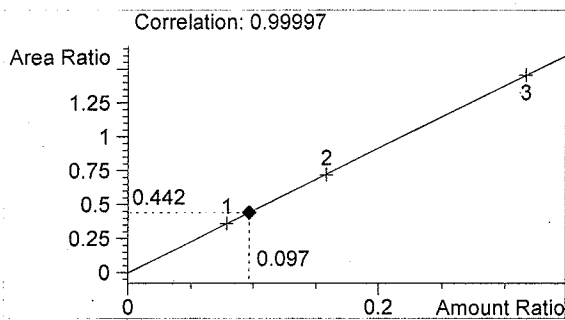
06033
 bcapron

vial # 26

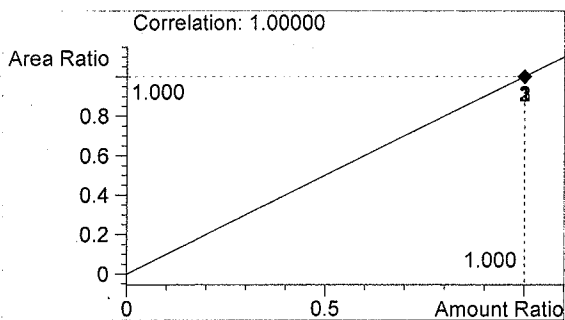


#	Compound	Area	RT
1	ethanol	873	1.110
2	n-propanol	1974	1.949

Totals:



ethanol 0.097 g/100ml

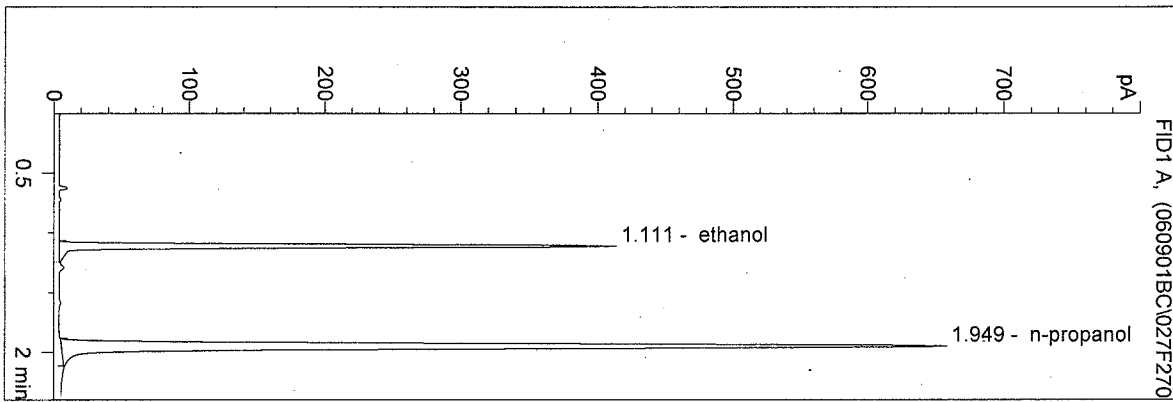


n-propanol 1.000 g/100ml

D:\HPCHEM\1\METHODS\BLDALCO2.M
 9/1/2006 1:33:51 PM
 Instrument 5
 DB-ALC2

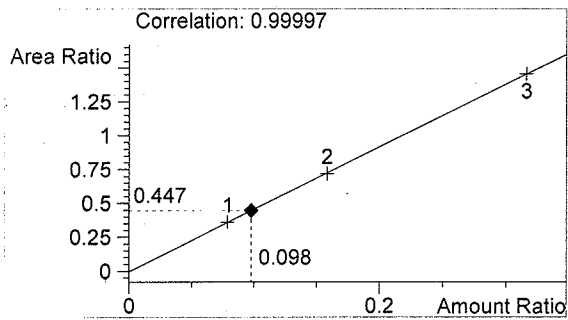
06033
 bcapron

vial # 27

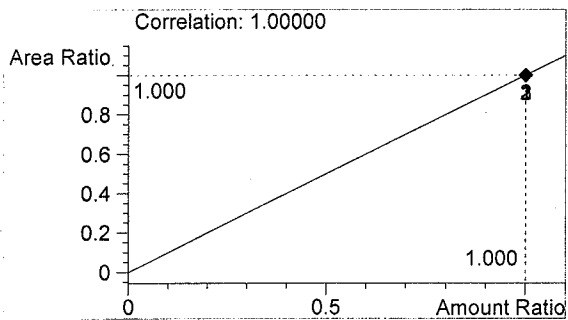


#	Compound	Area	RT
1	ethanol	863	1.111
2	n-propanol	1930	1.949

Totals:



ethanol 0.098 g/100ml

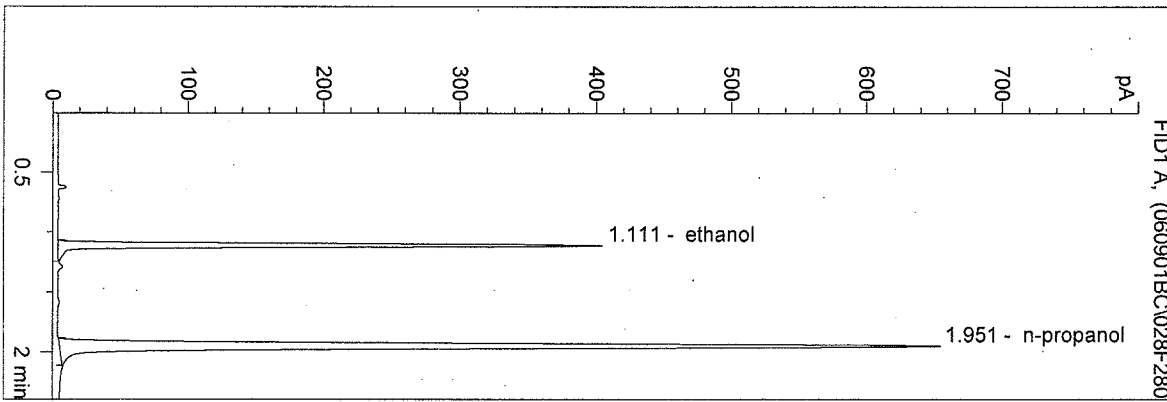


n-propanol 1.000 g/100ml

D:\HPCHEM\1\METHODS\BLDALCO2.M
 9/1/2006 1:38:42 PM
 Instrument 5
 DB-ALC2

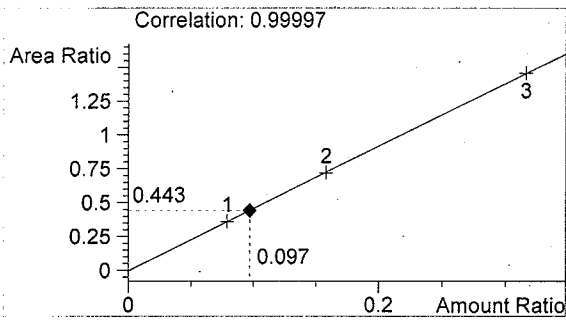
06033
 bcapron

vial # 28

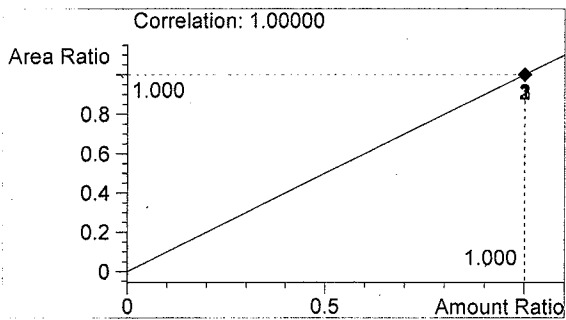


#	Compound	Area	RT
1	ethanol	852	1.111
2	n-propanol	1924	1.951

Totals:



ethanol 0.097 g/100ml

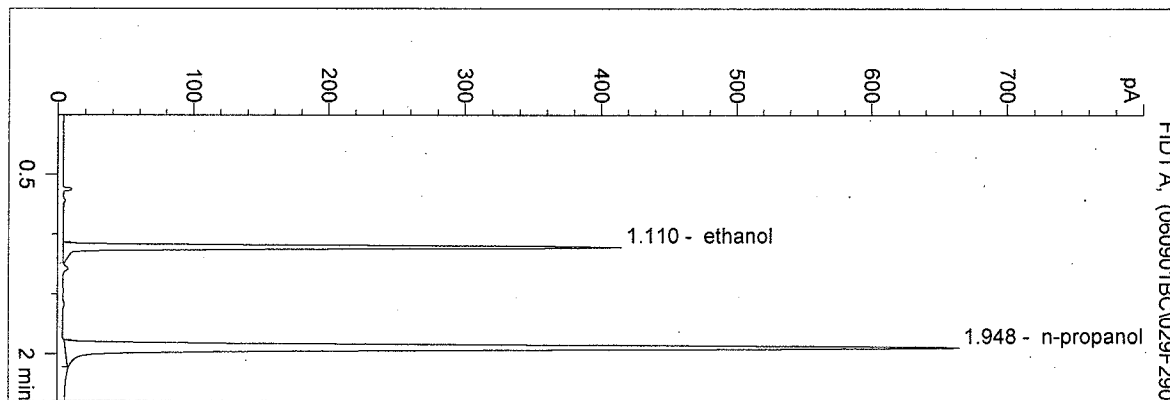


n-propanol 1.000 g/100ml

D:\HPCHEM\1\METHODS\BLDALCO2.M
 9/1/2006 1:42:12 PM
 Instrument 5
 DB-ALC2

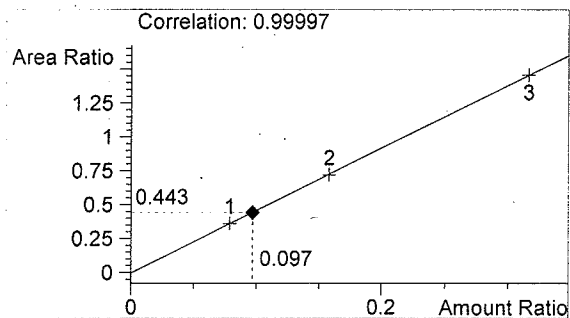
06033
 bcapron

vial # 29

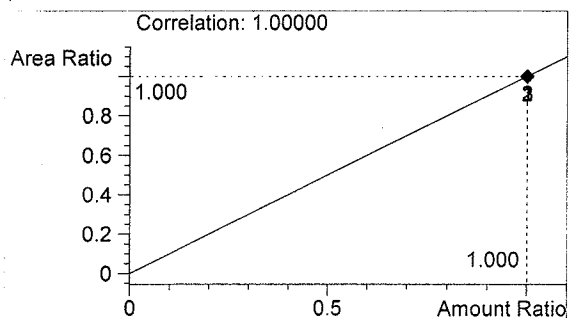


#	Compound	Area	RT
1	ethanol	862	1.110
2	n-propanol	1947	1.948

Totals:



ethanol 0.097 g/100ml

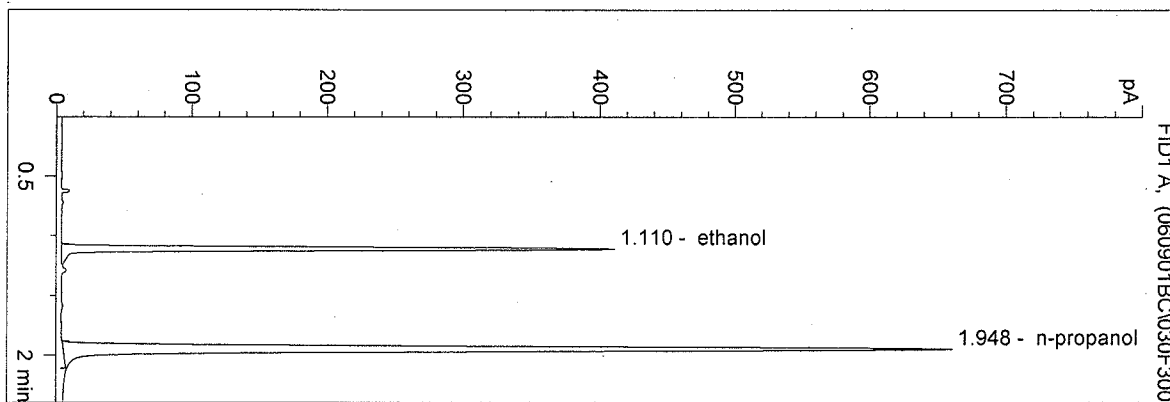


n-propanol 1.000 g/100ml

D:\HPCHEM\1\METHODS\BLDALCO2.M
 9/1/2006 1:45:53 PM
 Instrument 5
 DB-ALC2

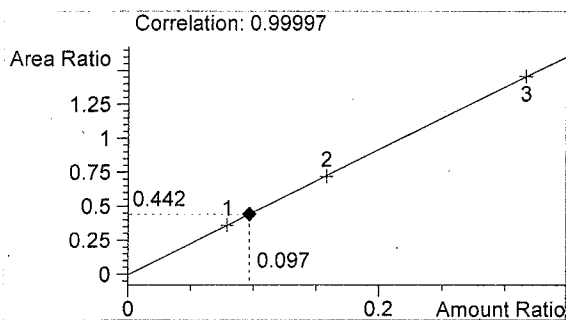
06033
 bcapron

vial # 30

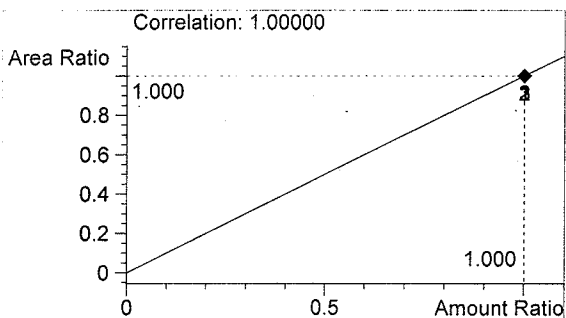


#	Compound	Area	RT
1	ethanol	856	1.110
2	n-propanol	1937	1.948

Totals:



ethanol 0.097 g/100ml

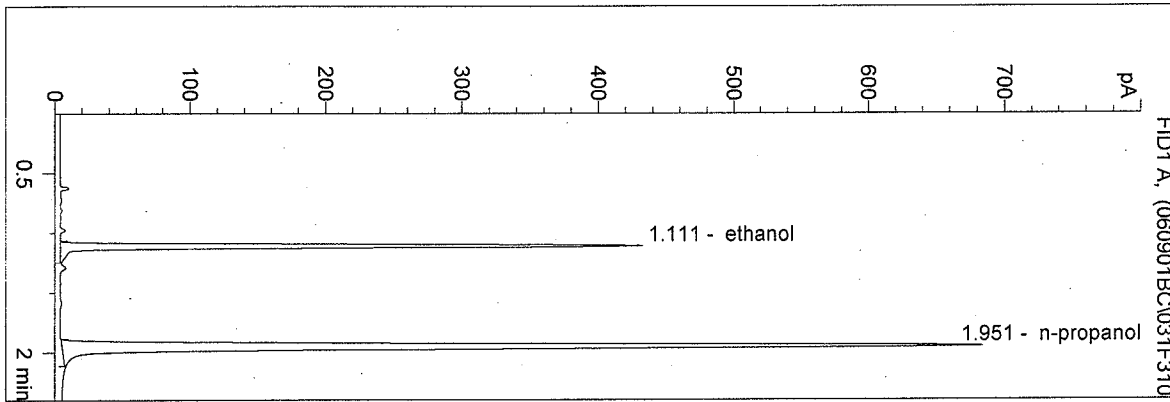


n-propanol 1.000 g/100ml

D:\HPCHEM\1\METHODS\BLDALCO2.M
 9/1/2006 1:50:35 PM
 Instrument 5
 DB-ALC2

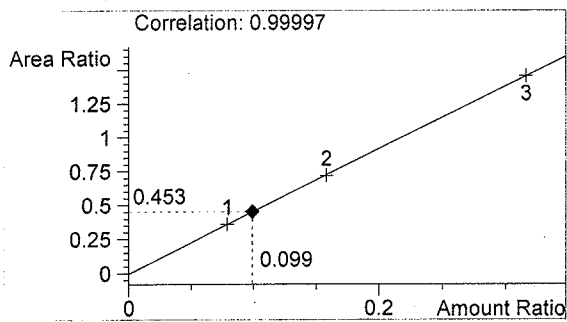
0.10 control bc
 bcapron

vial # 31

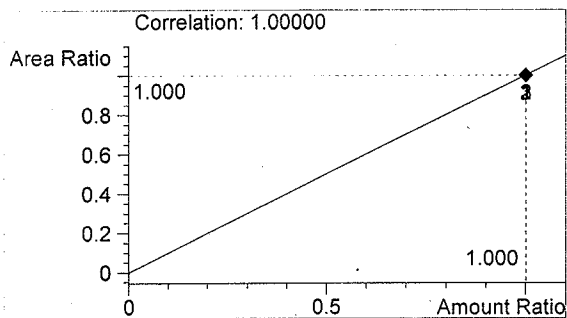


#	Compound	Area	RT
1	ethanol	906	1.111
2	n-propanol	2001	1.951

Totals:



ethanol 0.099 g/100ml

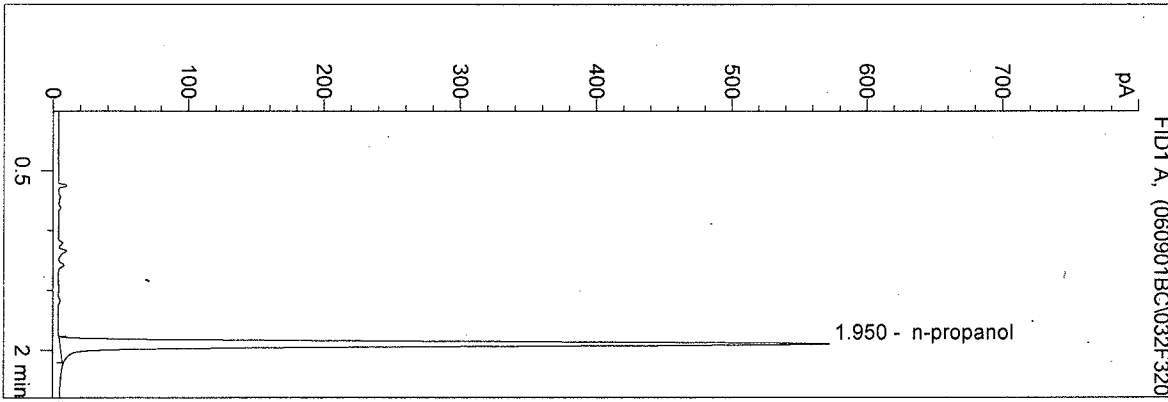


n-propanol 1.000 g/100ml

D:\HPCHEM\1\METHODS\BLDALCO2.M
 9/1/2006 1:54:13 PM
 Instrument 5
 DB-ALC2

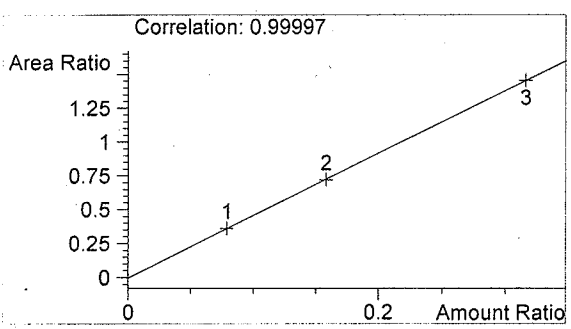
blank
 bcapron

vial # 32

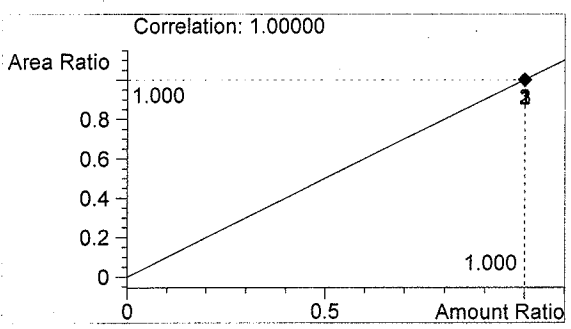


#	Compound	Area	RT
1	ethanol	0	0.000
2	n-propanol	1682	1.950

Totals:



ethanol 0.000 g/100ml

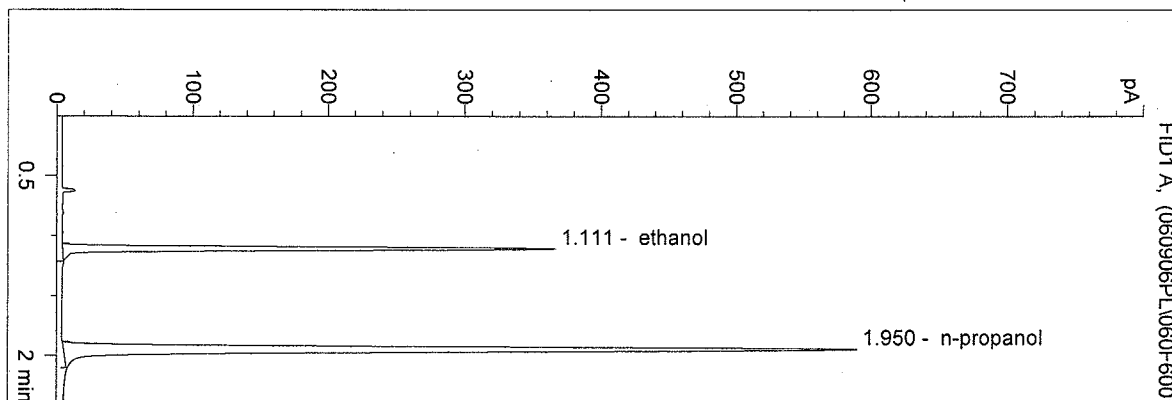


n-propanol 1.000 g/100ml

D:\HPCHEM\1\METHODS\BLDALCO2.M
 9/6/2006 1:13:10 PM
 Instrument 5
 DB-ALC2

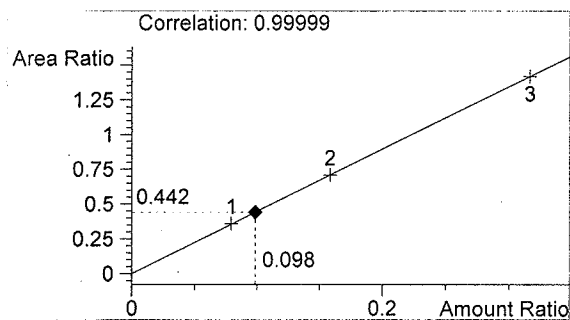
0.10 CTL
 P LONG

vial # 60

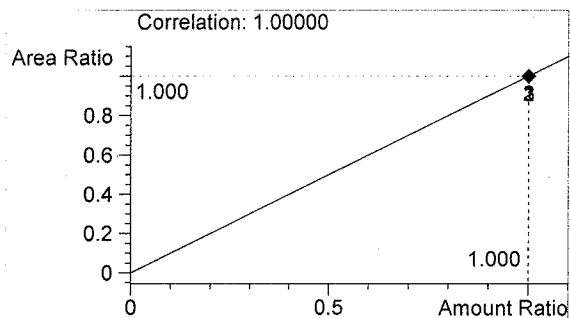


#	Compound	Area	RT
1	ethanol	769	1.111
2	n-propanol	1741	1.950

Totals:



ethanol 0.098 g/100ml

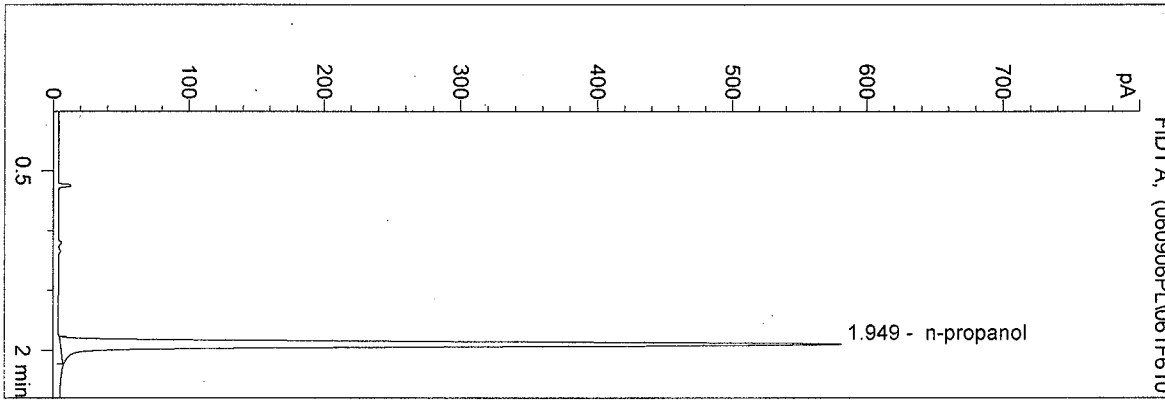


n-propanol 1.000 g/100ml

D:\HPCHEM\1\METHODS\BLDALCO2.M
 9/6/2006 1:16:40 PM
 Instrument 5
 DB-ALC2

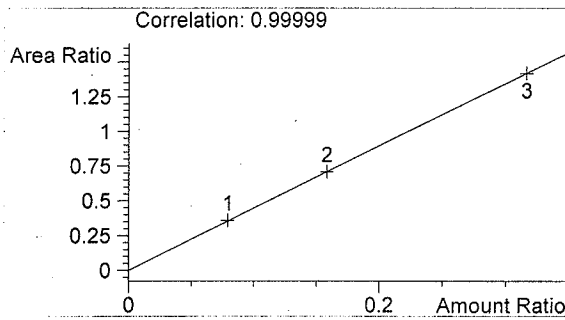
BLANK
 P LONG

vial # 61

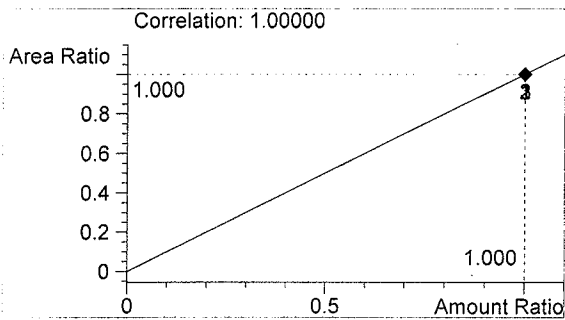


#	Compound	Area	RT
1	ethanol	0	0.000
2	n-propanol	1713	1.949

Totals:



ethanol 0.000 g/100ml

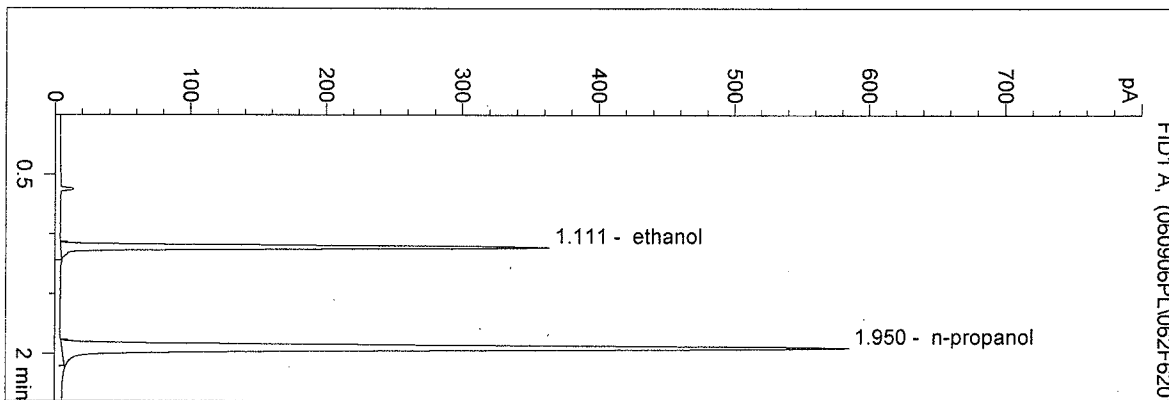


n-propanol 1.000 g/100ml

D:\HPCHEM\1\METHODS\BLDALCO2.M
 9/6/2006 1:21:39 PM
 Instrument 5
 DB-ALC2

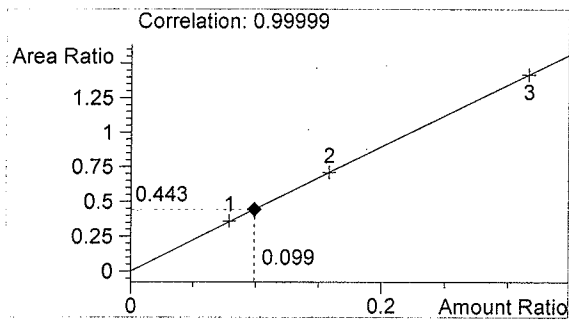
QA 06033-1
 P LONG

vial # 62

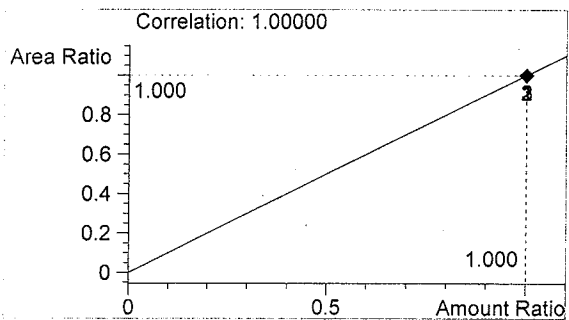


#	Compound	Area	RT
1	ethanol	765	1.111
2	n-propanol	1725	1.950

Totals:



ethanol 0.099 g/100ml



n-propanol 1.000 g/100ml

D:\HPCHEM\1\METHODS\BLDALCO2.M

9/6/2006 1:25:04 PM

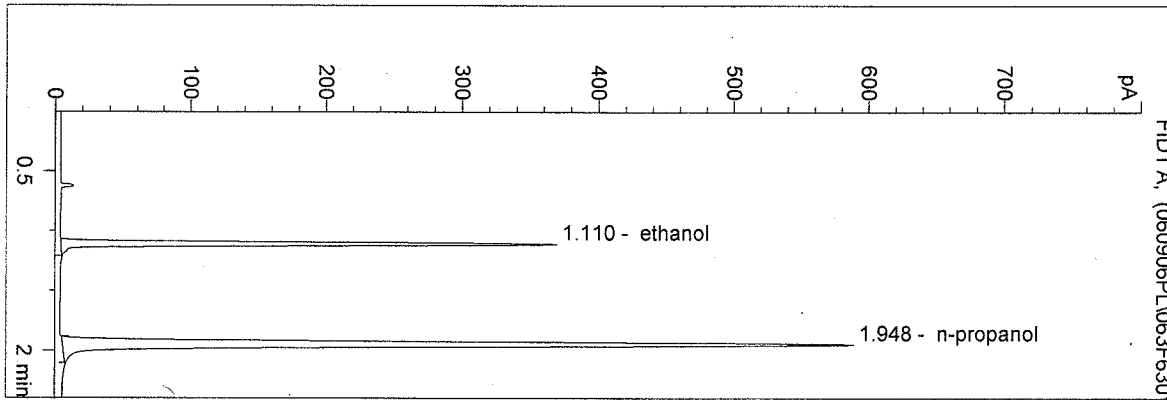
Instrument 5

DB-ALC2

QA 06033-2

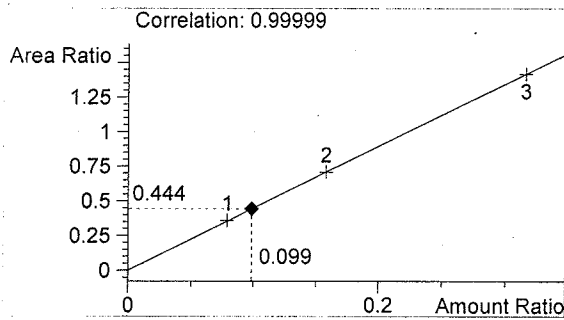
P LONG

vial # 63

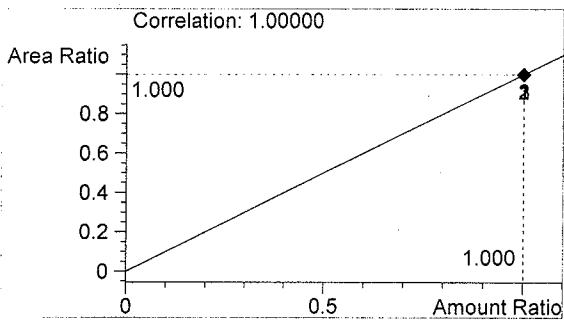


#	Compound	Area	RT
1	ethanol	769	1.110
2	n-propanol	1732	1.948

Totals:



ethanol 0.099 g/100ml

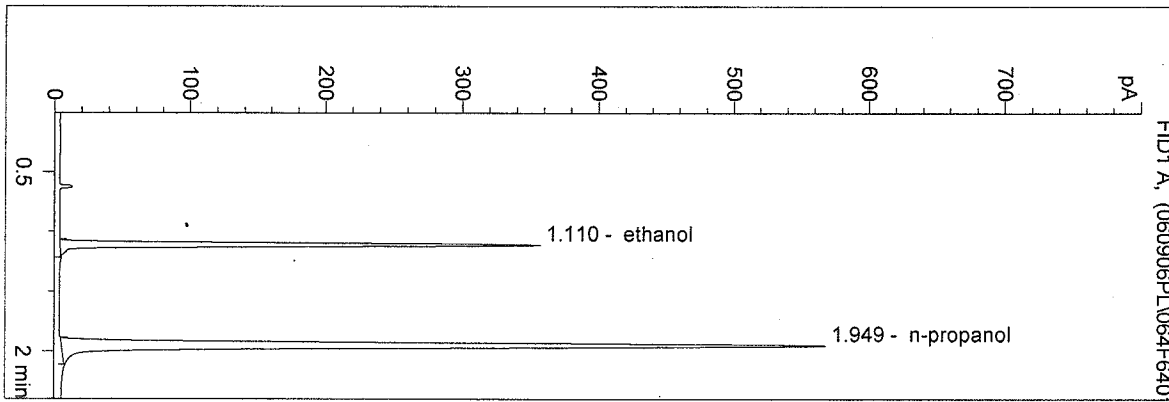


n-propanol 1.000 g/100ml

D:\HPCHEM\1\METHODS\BLDALCO2.M
 9/6/2006 1:28:40 PM
 Instrument 5
 DB-ALC2

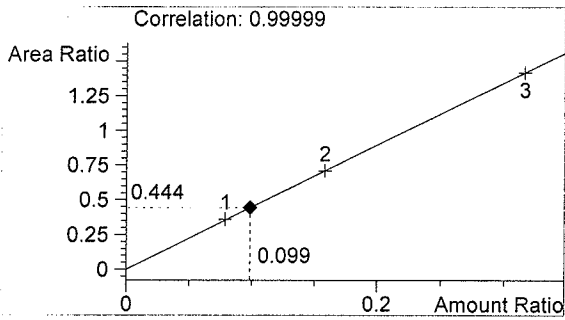
QA 06033-3
 P LONG

vial # 64

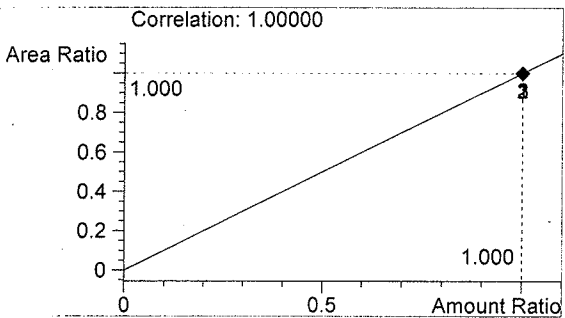


#	Compound	Area	RT
1	ethanol	746	1.110
2	n-propanol	1680	1.949

Totals:



ethanol 0.099 g/100ml

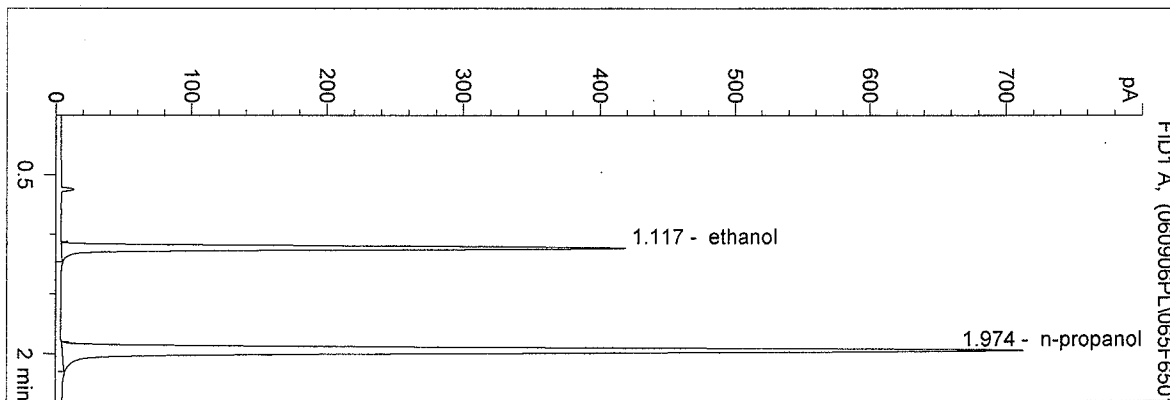


n-propanol 1.000 g/100ml

D:\HPCHEM\1\METHODS\BLDALCO2.M
 9/6/2006 1:33:35 PM
 Instrument 5
 DB-ALC2

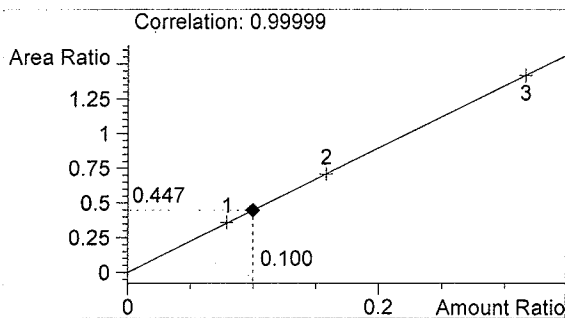
QA 06033-4
 P LONG

vial # 65

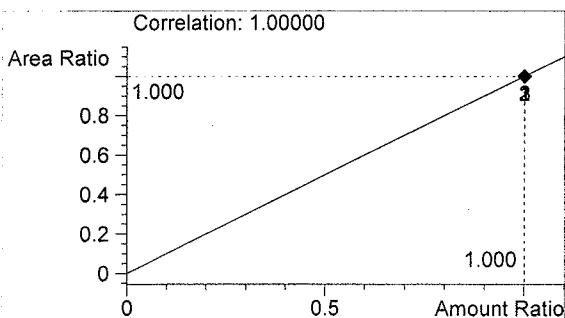


#	Compound	Area	RT
1	ethanol	986	1.117
2	n-propanol	2206	1.974

Totals:



ethanol 0.100 g/100ml

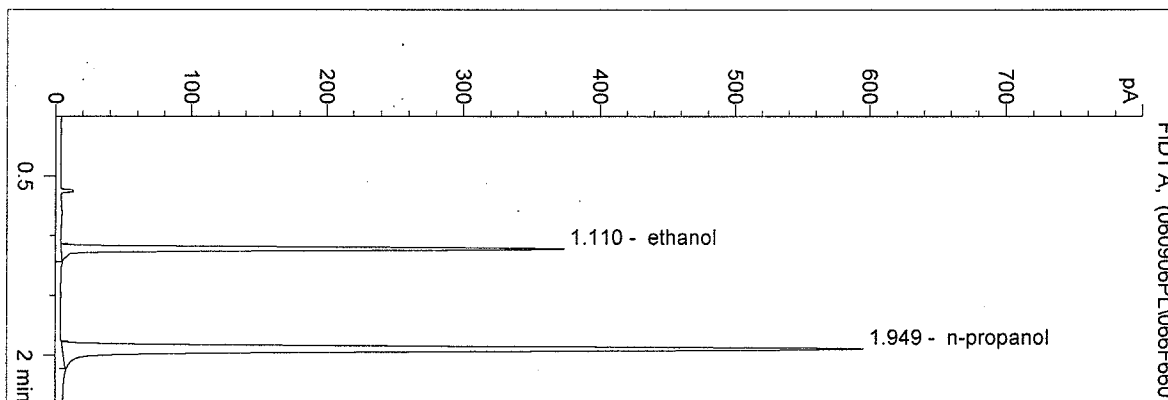


n-propanol 1.000 g/100ml

D:\HPCHEM\1\METHODS\BLDALCO2.M
 9/6/2006 1:36:54 PM
 Instrument 5
 DB-ALC2

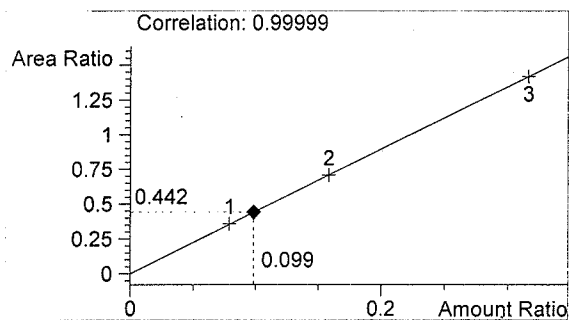
QA 06033-5
 P LONG

vial # 66

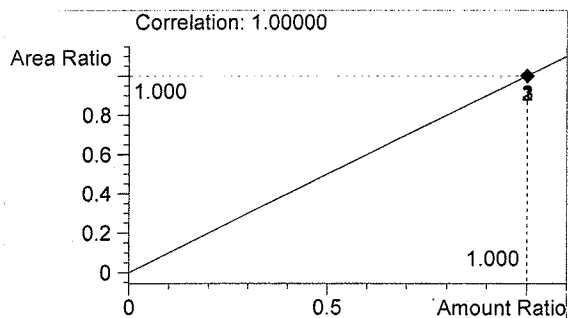


#	Compound	Area	RT
1	ethanol	777	1.110
2	n-propanol	1757	1.949

Totals:



ethanol 0.099 g/100ml



n-propanol 1.000 g/100ml