


Notice of Simulator Solution File Review

At the request of the State Toxicologist a review of the following simulator solution records has been accomplished. The following file consists of simulator solution analyses performed and completed by the State Toxicology Laboratory for a specific batch number. The file contains the simulator solution data entry form along with a file review record and the chromatograms generated by the Toxicology Laboratory during the analyses of the solutions. This file has been reviewed by Tpr. Ken Denton and Mr. Rod Gullberg for accuracy and completeness. Where computations regarding simulator solution values have been found to be incorrect, the corrected values have been written in by Mr. Rod Gullberg along with initials and date. The corrected values were then evaluated to ensure that the solution still conformed to those standards established by the State Toxicologist.

Where computation values changed for a specific batch number, the analysts employed by the State Toxicology Laboratory were asked to review the revisions, ensure the solution complied with the criteria established by the State Toxicologist and then re-sign their affidavit. Their signature will appear on their original affidavit along with a statement regarding their review of the results.

Where a dating error occurred that analyst will have made the correction on the original data form including their initials and date and then re-signed their original affidavit.



10/15/2007

Tpr. Ken Denton

Date



10-15-07

Rod G. Gullberg

Date

Washington State Toxicology Laboratory

Simulator Solution Data Entry Review Form

Reviewer KEN DENTON / BOB GUNDBERG Date 10-8-07
Location TOX LAB SEASIDE Batch Number 05033

Form Review Criteria

Preparation date precedes all analysis dates: Okay Not Okay ___
Data entry corresponds to all chromatograms: Okay Not Okay ___
All signatures present: Okay Not Okay ___

Computations:



Avg. solution concentration: Correct Not Correct ___
Standard deviation: Correct Not Correct ___
Range: Correct Not Correct ___
Precision: Correct Not Correct ___
Equivalent vapor concent.: Correct Not Correct ___

External Control Information
(lot # and future date): Correct Not Correct ___

Complies with accuracy and precision requirements established by the
State Toxicologist: Yes No ___

Corrections Necessary:

Comments:

Reviewer Signature:  Date: 10-8-07
Reviewer Signature:  Date: 10/8/2007

WASHINGTON STATE TOXICOLOGY LABORATORY
FORENSIC LABORATORY SERVICES BUREAU
 WASHINGTON STATE PATROL
 2203 AIRPORT WAY S, SUITE 360
 SEATTLE, WASHINGTON 98134-2027
 (206) 262-6100 FAX (206) 262-6145



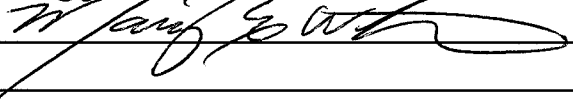
Preparation and certification of **0.04** g/210L Quality Assurance solution
 Batch number **05033** Date: 8/18/2005
 Preparation: 11.1 mL of absolute ethyl alcohol diluted to 18 Liters with water
 Concentration of ethanol (g/100mL) measured by gas chromatography:

	Anal 1	Anal 2	Anal 3	Anal 4	Anal 5	Anal 6	Anal 7	Anal 8	Anal 9	Anal 10	Anal 11	Anal 12	Anal 13	Anal 14	Anal 15	Anal 16
1	0.050	0.049	0.048													
2	0.050	0.049	0.048													
3	0.050	0.049	0.049													
4	0.050	0.049	0.049													
5	0.050	0.050	0.049													
Ctrl	0.101	0.099	0.100													

External Control:
 Lot #: A028603 Exp date: 12/07
 Target concentration: 0.10 g/100mL

Statistics:
 Avg. solution concent.: 0.0493 g/100 mL
 SD: 0.00070
 Range (3xSD): 0.0472 to 0.0514
 Precision CV (%): 1.4274 %

Equivalent vapor concent.: 0.0401 g/210L

Analyst	Name	Signature	Date
1	Kelly Gross		08/20/2005
2	Estuardo J. Miranda		08/19/2005
3	Mary E Wilson		08/22/2005
4			
5			
6			
7			
8			
9			
10			
11			
12			
13			
14			
15			
16			

Prepared by: Kelly Gross according to the approved protocol



STATE OF WASHINGTON
WASHINGTON STATE PATROL

WASHINGTON STATE TOXICOLOGY LABORATORY

2203 Airport Way South, Suite 360•Seattle, Washington 98134-2927•(206) 262-6100•FAX (206) 262-6145

DATAMASTER QUALITY ASSURANCE SOLUTION
CERTIFICATION

I, Kelly D. Gross, do certify under penalty of perjury as follows:

I am employed by the Washington State Toxicology Laboratory, and a part of my responsibilities includes preparing and testing the alcohol solutions for the DataMaster breath test instrument.

I possess the following qualifications: B.S. degree in Chemistry and fifteen years of forensic laboratory experience.

The quality assurance solution, Lot Number 05033, was prepared in the Washington State Toxicology Laboratory. I examined and tested this solution. The mean concentration of the alcohol was 0.0493 grams per 100ml.

Dated: 8/30/05
Seattle, WA

Kelly D. Gross
Forensic Toxicologist

KDG/la
KDGQA





STATE OF WASHINGTON
WASHINGTON STATE PATROL

WASHINGTON STATE TOXICOLOGY LABORATORY

2203 Airport Way South, Suite 360•Seattle, Washington 98134-2927•(206) 262-6100•FAX (206) 262-6145

DATAMASTER QUALITY ASSURANCE SOLUTION
CERTIFICATION

I, Estuardo J. Miranda, do certify under penalty of perjury as follows:

I am employed by the Washington State Toxicology Laboratory, and a part of my responsibilities includes preparing and testing the alcohol solutions for the DataMaster breath test instrument.

I possess the following qualifications: Bachelor of Science in Chemistry, Master of Science in Zoology, seven years experience in biochemical research and seven years experience in Forensic Toxicology.

The quality assurance solution, Lot Number 05033 was prepared in the Washington State Toxicology Laboratory. I examined and tested this solution. The mean concentration of the alcohol was 0.0493 grams per 100ml.

Dated: 8/30/05
Seattle, WA

Estuardo J. Miranda
Forensic Toxicologist

EM/la
EMQA

A review of solution batch records was recently completed. After this review, I checked the file for this solution and reviewed all changes that were made. I found that the solution still conformed to those standards established by the State Toxicologist for the certification of simulator solutions.



STATE OF WASHINGTON
WASHINGTON STATE PATROL

WASHINGTON STATE TOXICOLOGY LABORATORY

2203 Airport Way South, Suite 360•Seattle, Washington 98134-2927•(206) 262-6100•FAX (206) 262-6145

DATAMASTER QUALITY ASSURANCE SOLUTION
CERTIFICATION

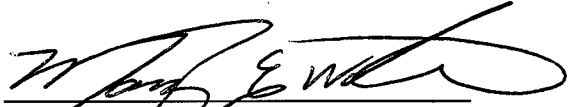
I, Mary E. Wilson, do certify under penalty of perjury as follows:

I am employed by the Washington State Toxicology Laboratory, and a part of my responsibilities includes preparing and testing the alcohol solutions for the DataMaster breath test instrument.

I possess the following qualifications: BS degree in Biology and a minor in Chemistry with three years of experience in toxicology, including two years in the Washington State Toxicology Laboratory.

The quality assurance solution, Lot Number 05033, was prepared in the Washington State Toxicology Laboratory. I examined and tested this solution. The mean concentration of the alcohol was 0.0493 grams per 100ml.

Dated: 8/30/05
Seattle, WA

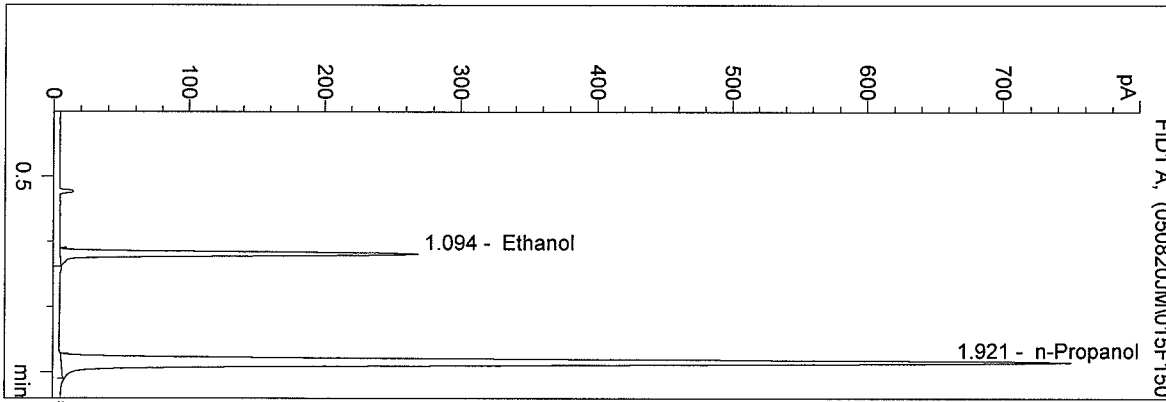

Mary E. Wilson
Forensic Toxicologist

MEW/la
MEWQA

D:\HPCHEM\1\METHODS\BLDALCO2.M
 8/20/2005 2:15:28 PM
 Instrument 5
 DB-ALC2

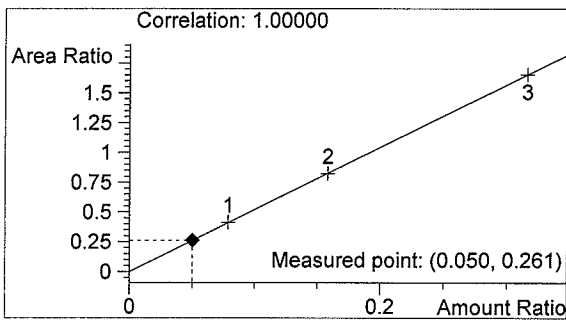
5102
 Q.A.02033-1 KDG
 Estuardo J. Miranda

vial # 15

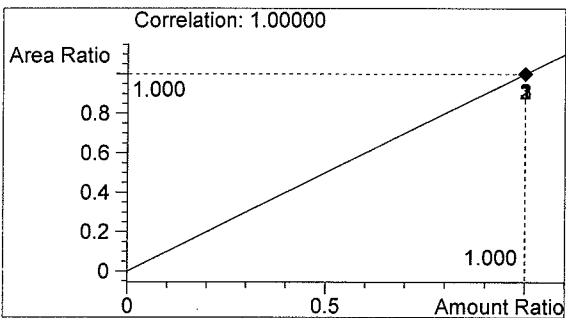


#	Compound	Area	RT
1	Ethanol	579	1.094
2	n-Propanol	2218	1.921

Totals:



Ethanol 0.050 g/100ml

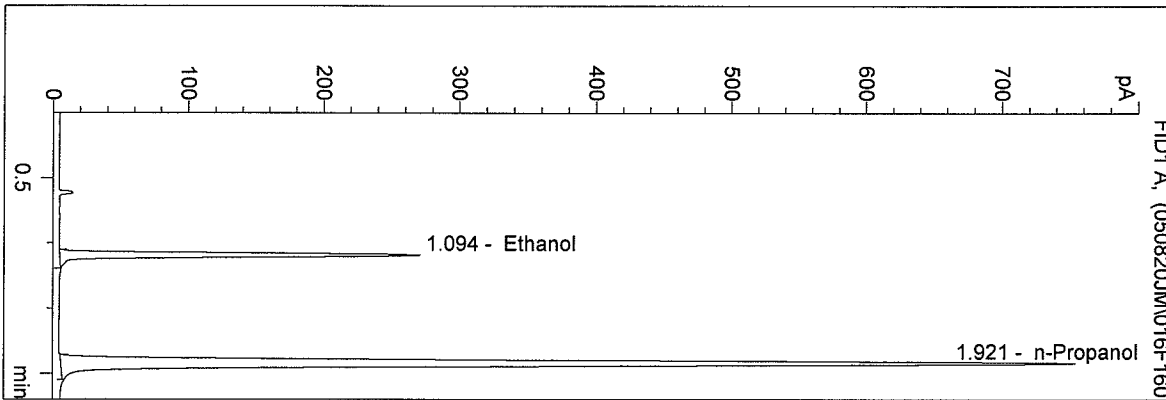


n-Propanol 1.000 g/100ml

D:\HPCHEM\1\METHODS\BLDALCO2.M
 8/20/2005 2:18:44 PM
 Instrument 5
 DB-ALC2

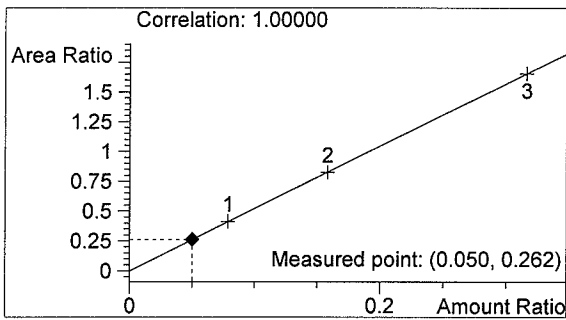
5 KDL
 Q.A.02033-2 KDG
 Estuardo J. Miranda

vial # 16

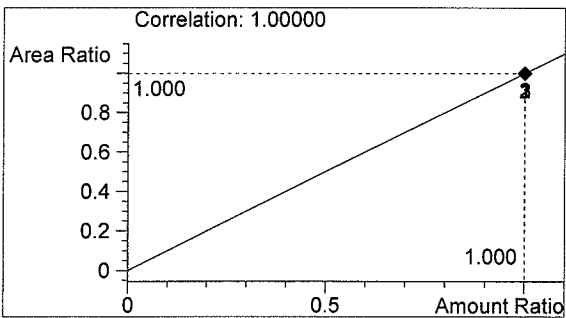


#	Compound	Area	RT
1	Ethanol	584	1.094
2	n-Propanol	2231	1.921

Totals:



Ethanol 0.050 g/100ml

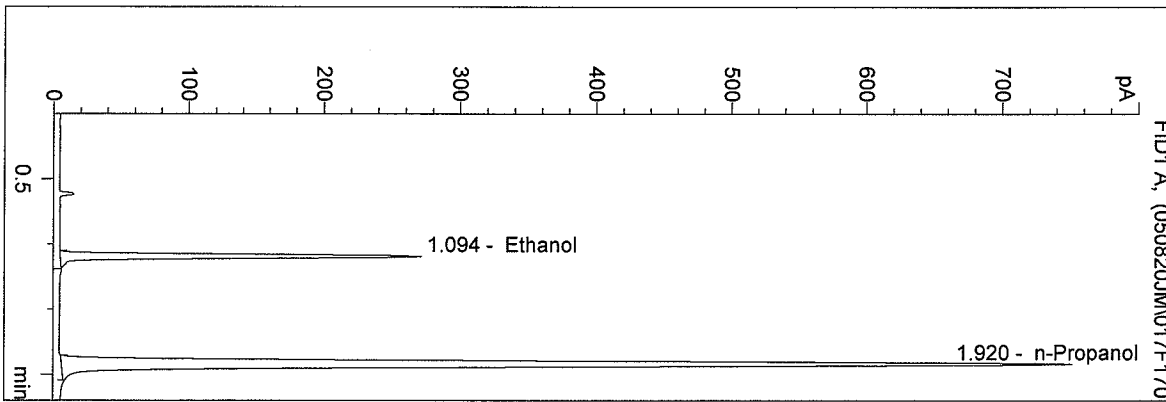


n-Propanol 1.000 g/100ml

D:\HPCHEM\1\METHODS\BLDALCO2.M
 8/20/2005 2:21:54 PM
 Instrument 5
 DB-ALC2

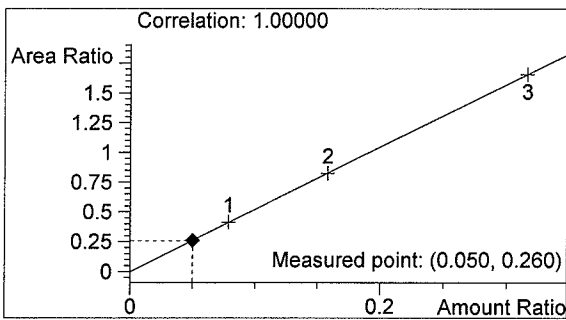
5 KOL
 Q.A.07033-3 KDG
 Estuardo J. Miranda

vial # 17

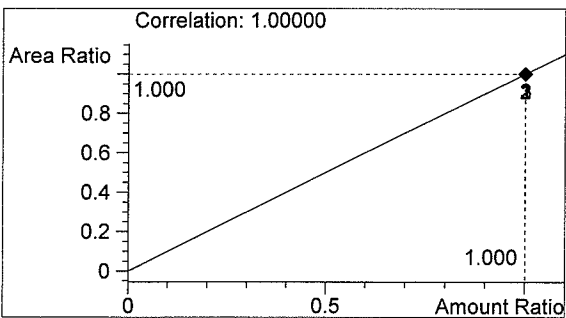


#	Compound	Area	RT
1	Ethanol	578	1.094
2	n-Propanol	2218	1.920

Totals:



Ethanol 0.050 g/100ml

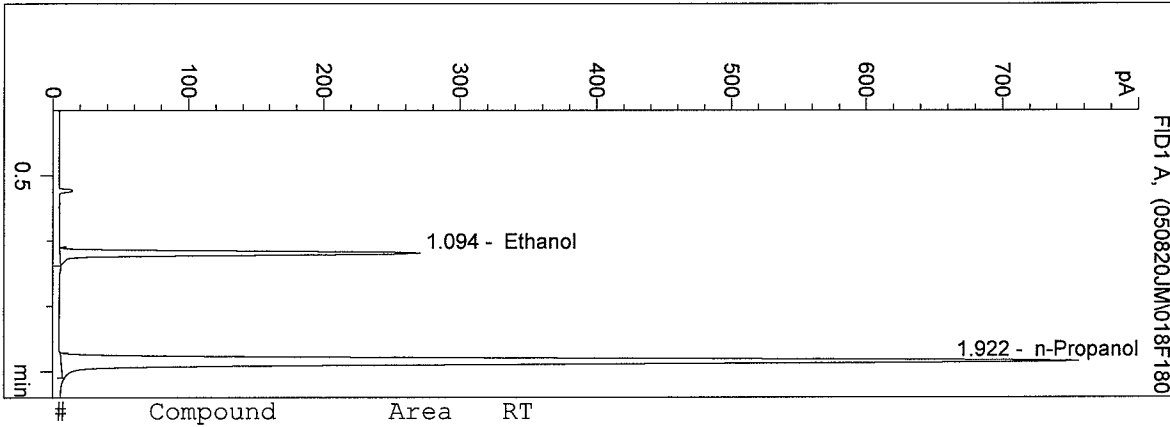


n-Propanol 1.000 g/100ml

D:\HPCHEM\1\METHODS\BLDALCO2.M
 8/20/2005 2:25:13 PM
 Instrument 5
 DB-ALC2

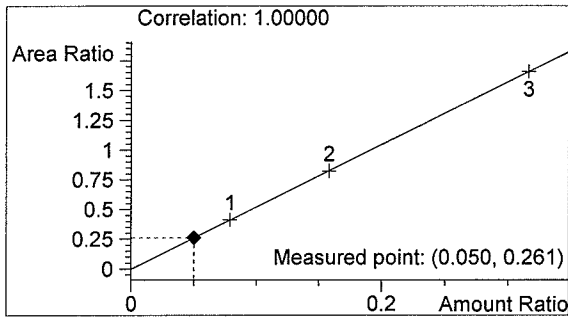
5104
 Q.A.02033-4 KDG
 Estuardo J. Miranda

vial # 18

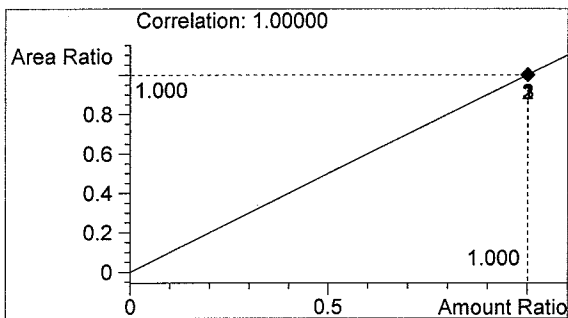


#	Compound	Area	RT
1	Ethanol	583	1.094
2	n-Propanol	2232	1.922

Totals:



Ethanol 0.050 g/100ml

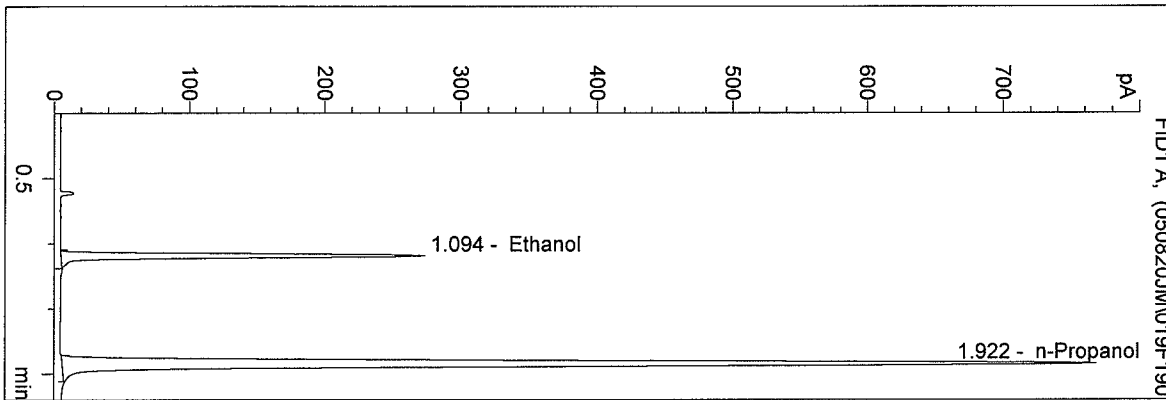


n-Propanol 1.000 g/100ml

D:\HPCHEM\1\METHODS\BLDALCO2.M
 8/20/2005 2:28:31 PM
 Instrument 5
 DB-ALC2

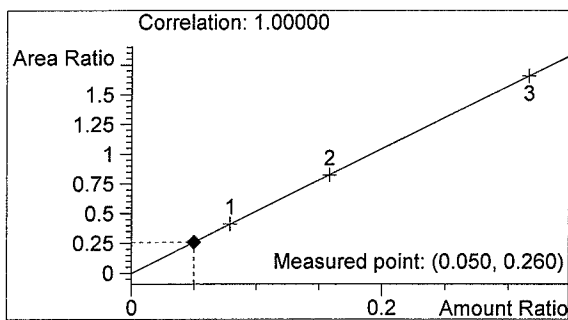
5404
 Q.A.07033-5 KDG
 Estuardo J. Miranda

vial # 19

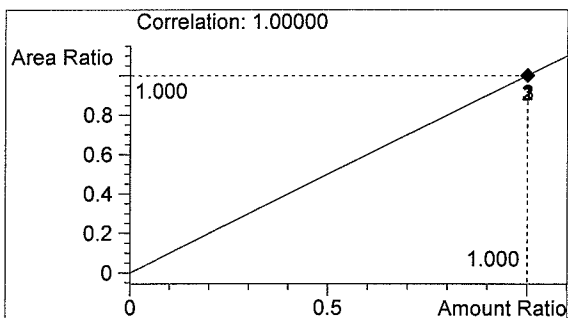


#	Compound	Area	RT
1	Ethanol	593	1.094
2	n-Propanol	2279	1.922

Totals:



Ethanol 0.050 g/100ml

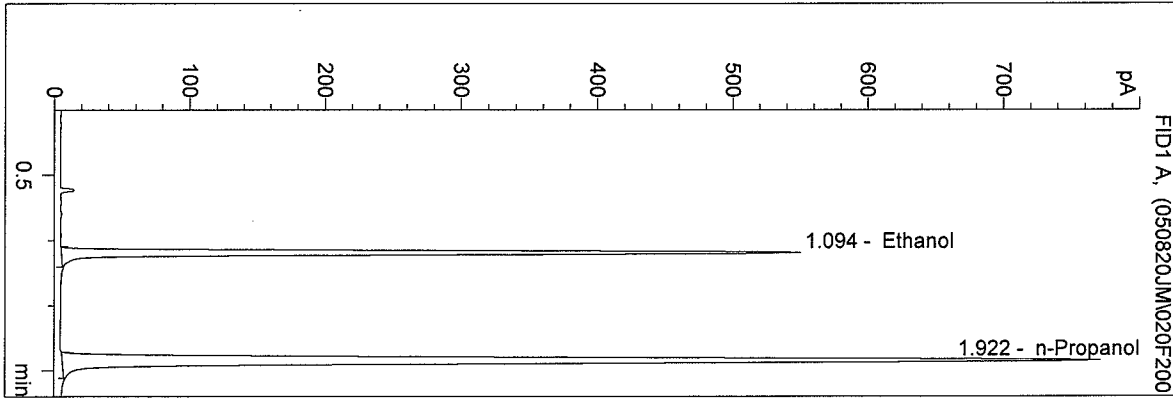


n-Propanol 1.000 g/100ml

D:\HPCHEM\1\METHODS\BLDALCO2.M
 8/20/2005 2:31:48 PM
 Instrument 5
 DB-ALC2

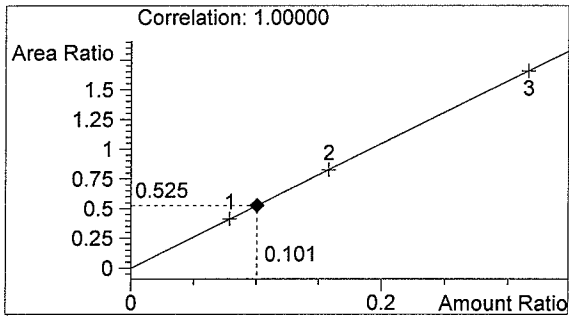
0.100 Control EM
 Estuardo J. Miranda

vial # 20

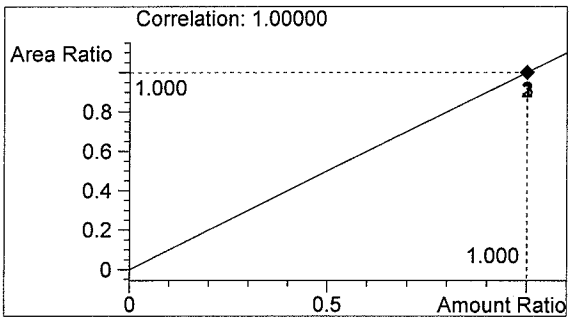


#	Compound	Area	RT
1	Ethanol	1203	1.094
2	n-Propanol	2289	1.922

Totals:



Ethanol 0.101 g/100ml

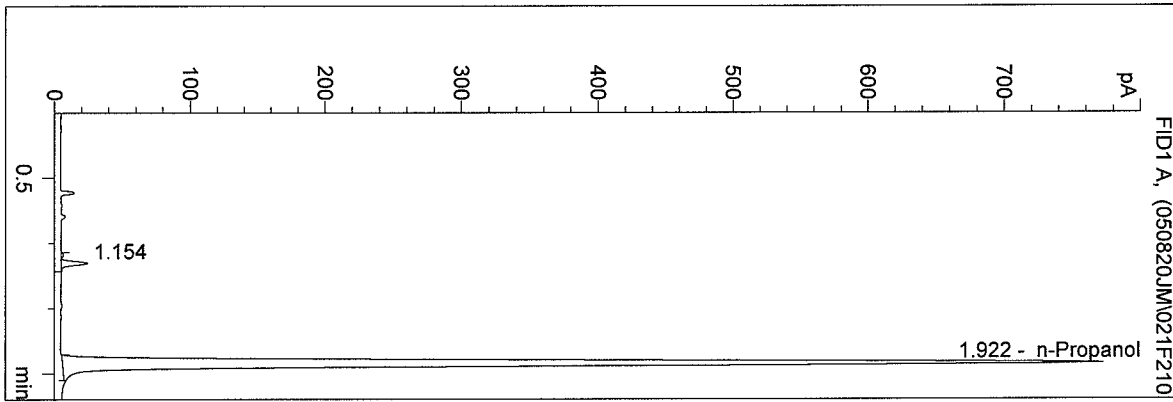


n-Propanol 1.000 g/100ml

D:\HPCHEM\1\METHODS\BLDALCO2.M
 8/20/2005 2:35:04 PM
 Instrument 5
 DB-ALC2

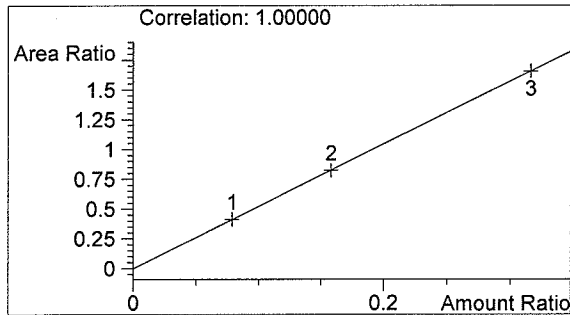
Blank
 Estuardo J. Miranda

vial # 21

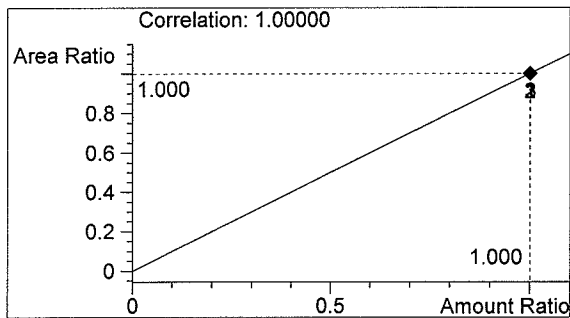


#	Compound	Area	RT
1	Ethanol	0	0.000
2		43	1.154
3	n-Propanol	2293	1.922

Totals:



Ethanol 0.000 g/100ml

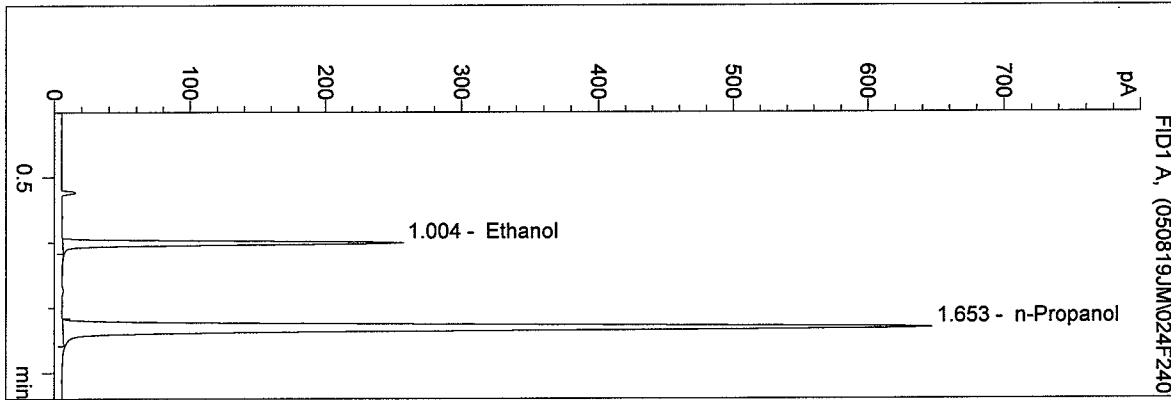


n-Propanol 1.000 g/100ml

D:\HPCHEM\1\METHODS\BLDALCO.M
 8/19/2005 5:07:37 PM
 Instrument 4
 DB-ALC1

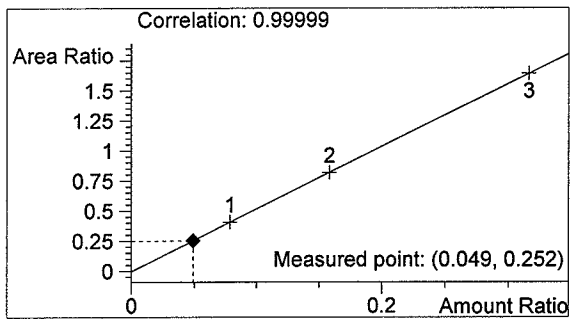
Q.A.05033-EM-1
 Estuardo J. Miranda

vial # 24

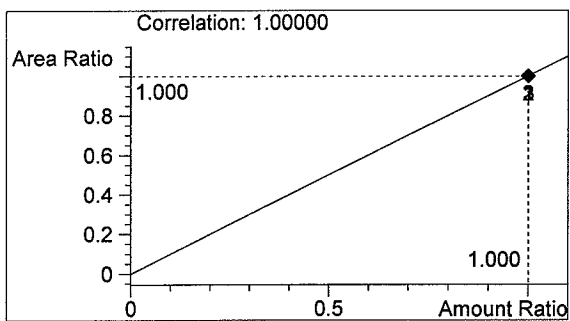


#	Compound	Area	RT
1	Ethanol	508	1.004
2	n-Propanol	2018	1.653

Totals:



Ethanol 0.049 g/100ml

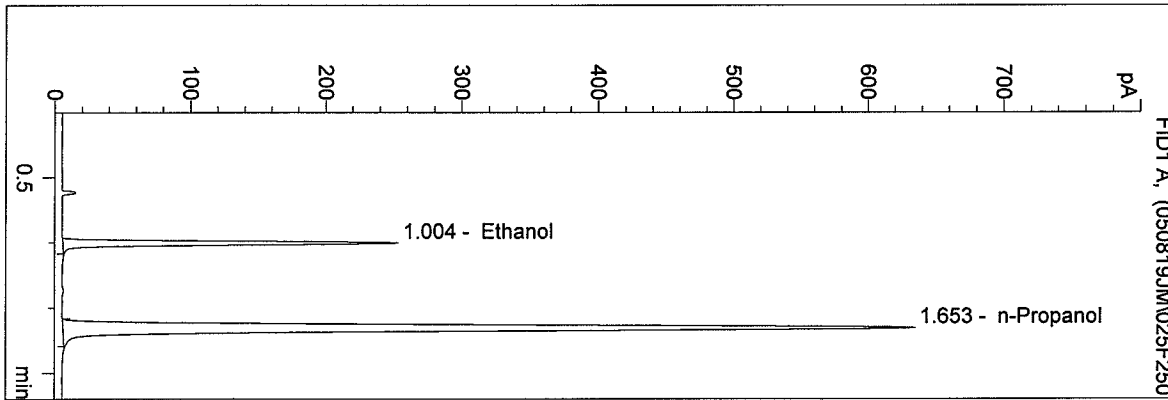


n-Propanol 1.000 g/100ml

D:\HPCHEM\1\METHODS\BLDALCO.M
 8/19/2005 5:10:50 PM
 Instrument 4
 DB-ALC1

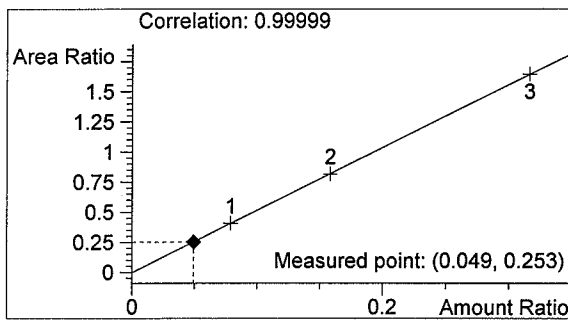
Q.A.05033-EM-2
 Estuardo J. Miranda

vial # 25

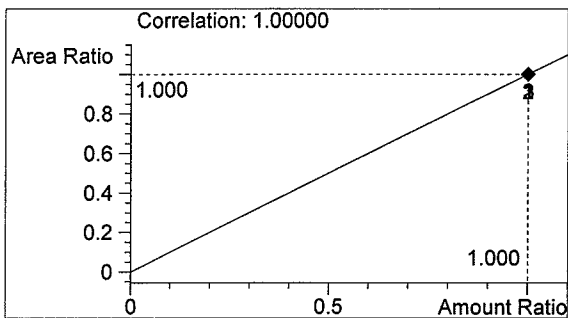


#	Compound	Area	RT
1	Ethanol	500	1.004
2	n-Propanol	1978	1.653

Totals:



Ethanol 0.049 g/100ml

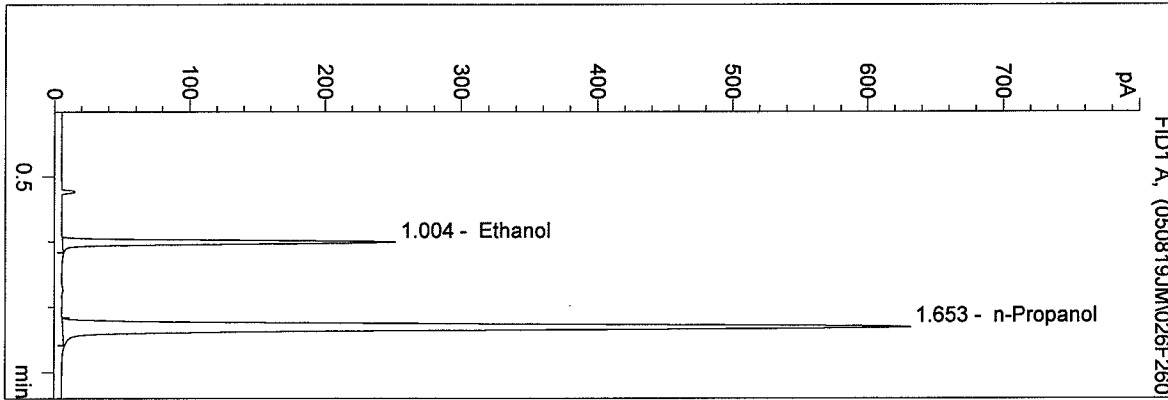


n-Propanol 1.000 g/100ml

D:\HPCHEM\1\METHODS\BLDALCO.M
 8/19/2005 5:14:02 PM
 Instrument 4
 DB-ALC1

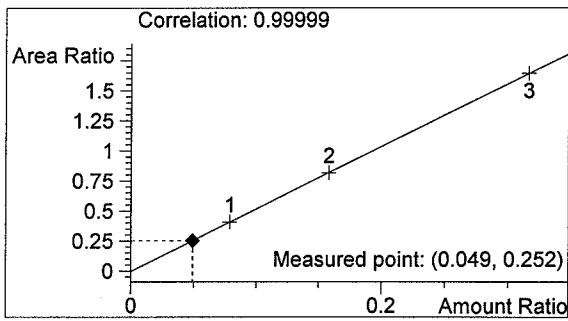
Q.A.05033-EM-3
 Estuardo J. Miranda

vial # 26

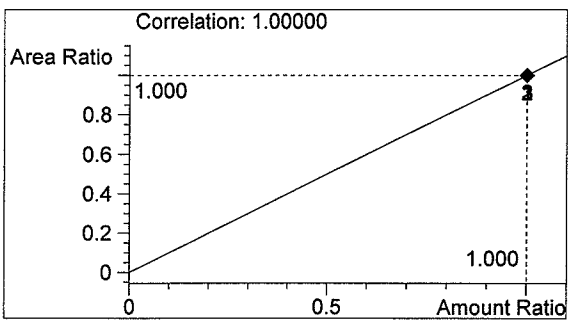


#	Compound	Area	RT
1	Ethanol	497	1.004
2	n-Propanol	1969	1.653

Totals:



Ethanol 0.049 g/100ml

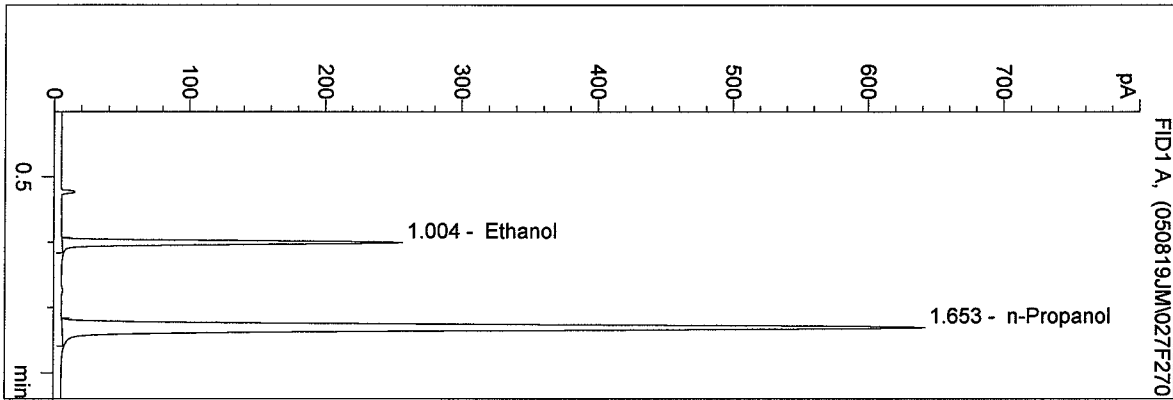


n-Propanol 1.000 g/100ml

D:\HPCHEM\1\METHODS\BLDALCO.M
 8/19/2005 5:17:14 PM
 Instrument 4
 DB-ALC1

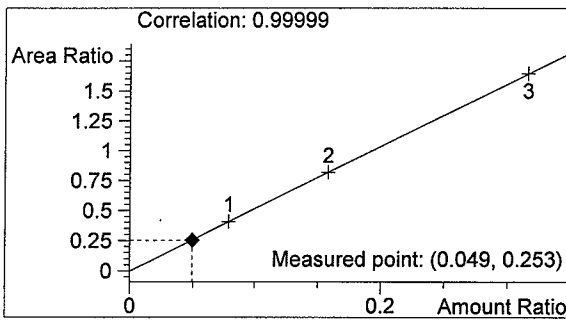
Q.A.05033-EM-4
 Estuardo J. Miranda

vial # 27

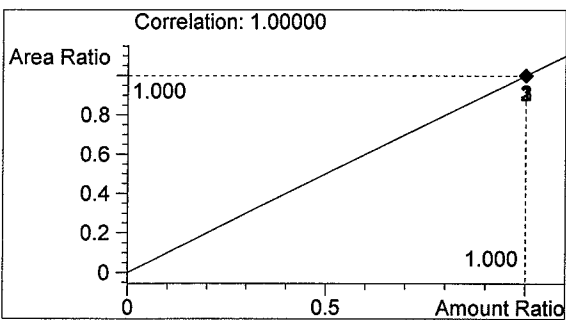


#	Compound	Area	RT
1	Ethanol	506	1.004
2	n-Propanol	2001	1.653

Totals:



Ethanol 0.049 g/100ml

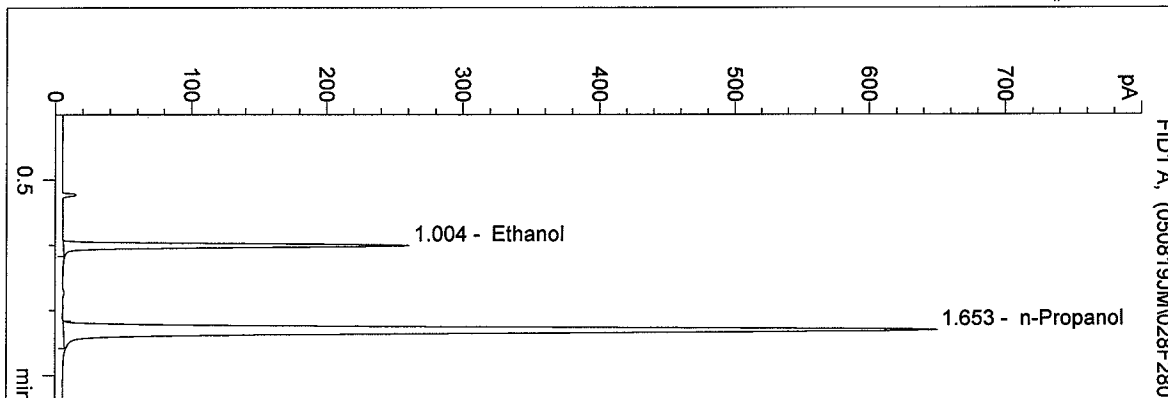


n-Propanol 1.000 g/100ml

D:\HPCHEM\1\METHODS\BLDALCO.M
 8/19/2005 5:20:23 PM
 Instrument 4
 DB-ALC1

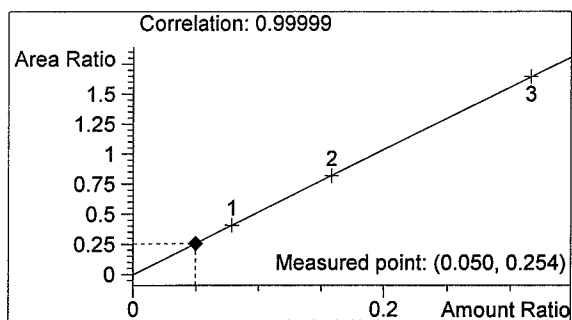
Q.A.05033-EM-5
 Estuardo J. Miranda

vial # 28

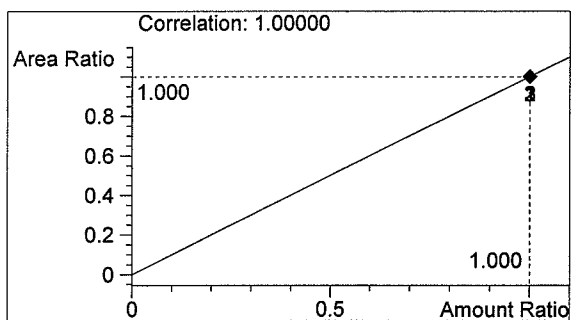


#	Compound	Area	RT
1	Ethanol	516	1.004
2	n-Propanol	2028	1.653

Totals:



Ethanol 0.050 g/100ml

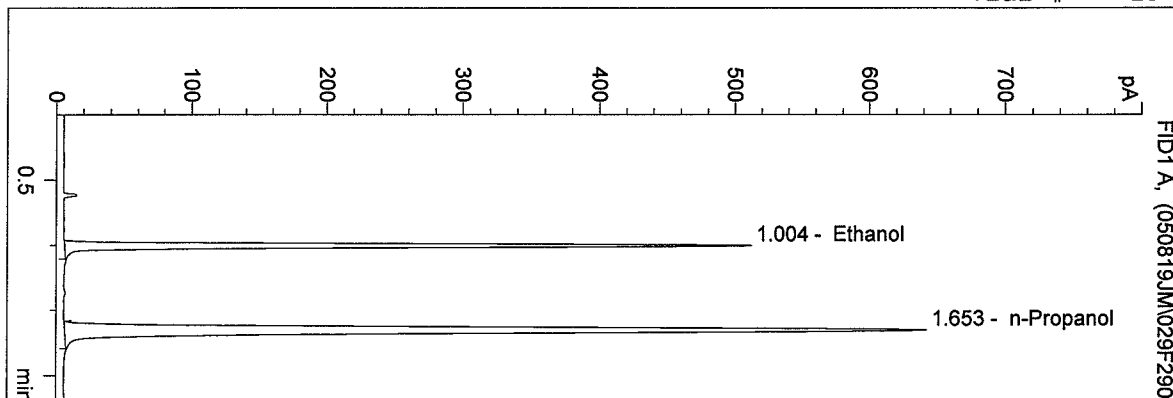


n-Propanol 1.000 g/100ml

D:\HPCHEM\1\METHODS\BLDALCO.M
 8/19/2005 5:23:51 PM
 Instrument 4
 DB-ALC1

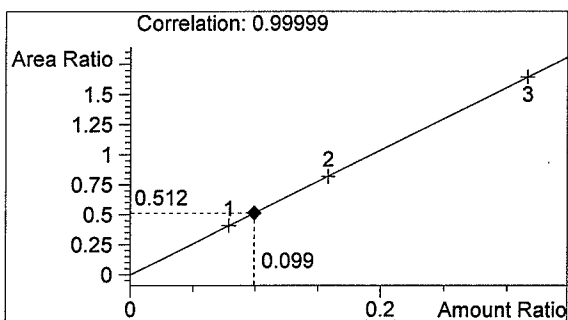
0.100 Control EM
 Estuardo J. Miranda

vial # 29

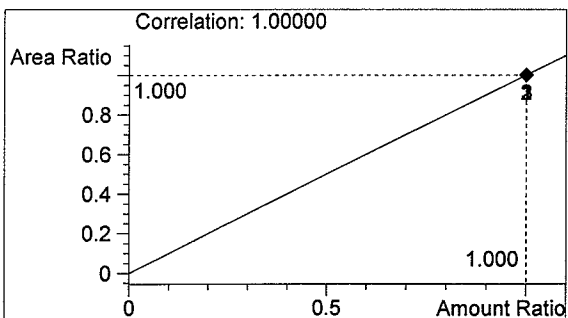


#	Compound	Area	RT
1	Ethanol	1026	1.004
2	n-Propanol	2003	1.653

Totals:



Ethanol 0.099 g/100ml

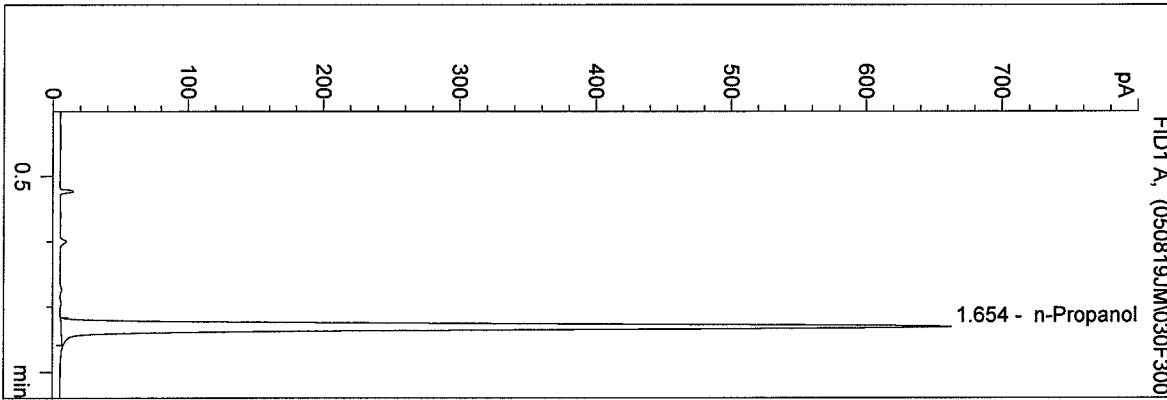


n-Propanol 1.000 g/100ml

D:\HPCHEM\1\METHODS\BLDALCO.M
 8/19/2005 5:27:08 PM
 Instrument 4
 DB-ALC1

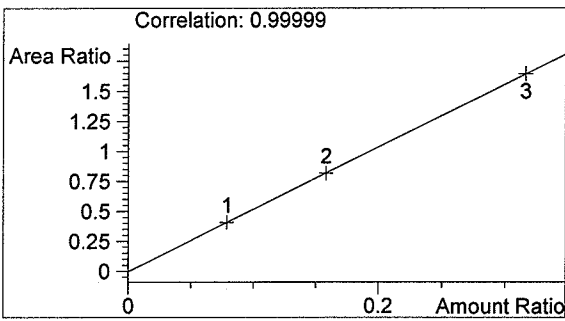
Blank
 Estuardo J. Miranda

vial # 30

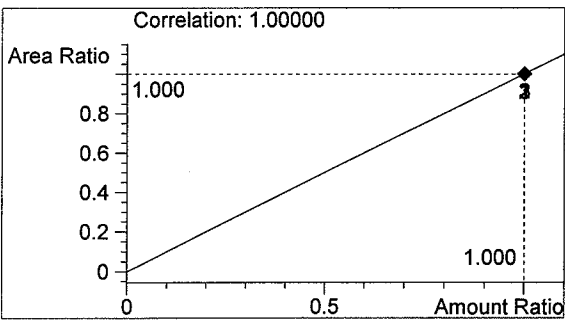


#	Compound	Area	RT
1	Ethanol	0	0.000
2	n-Propanol	2064	1.654

Totals:



Ethanol 0.000 g/100ml

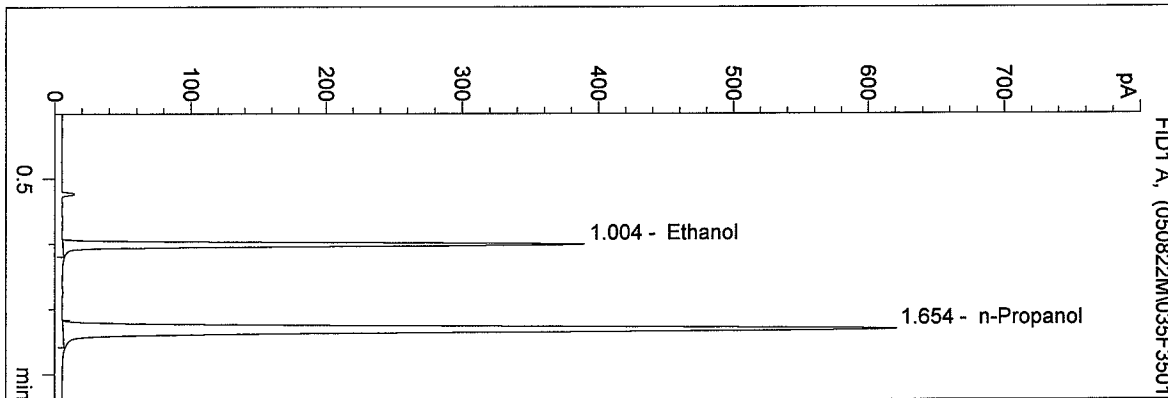


n-Propanol 1.000 g/100ml

D:\HPCHEM\1\METHODS\BLDALCO.M
 8/22/2005 4:13:34 PM
 Instrument 4
 DB-ALC1

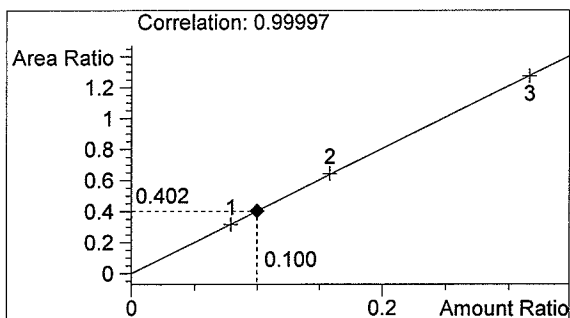
0.10ctlmw
 mary wilson

vial # 35

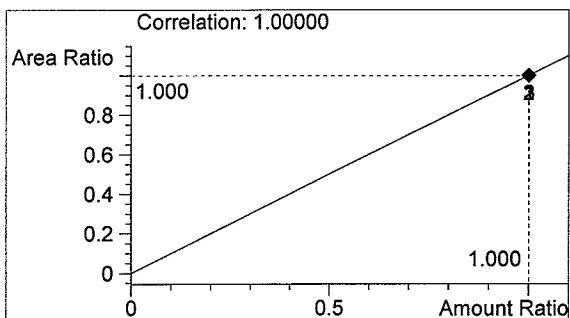


#	Compound	Area	RT
1	Ethanol	778	1.004
2	n-Propanol	1933	1.654

Totals:



Ethanol 0.100 g/100ml

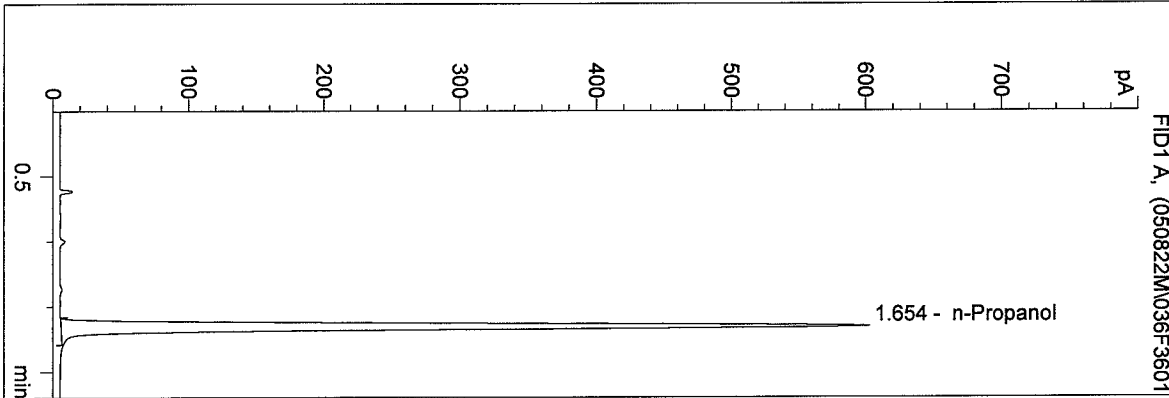


n-Propanol 1.000 g/100ml

D:\HPCHEM\1\METHODS\BLDALCO.M
 8/22/2005 4:16:49 PM
 Instrument 4
 DB-ALC1

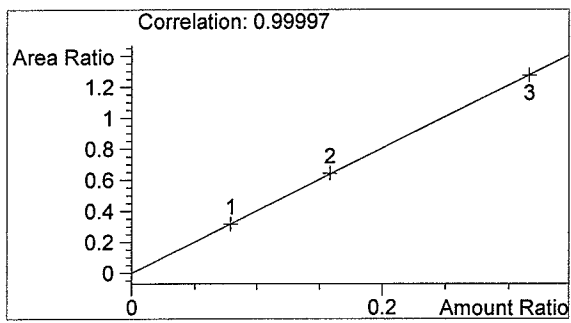
blank
 mary wilson

vial # 36

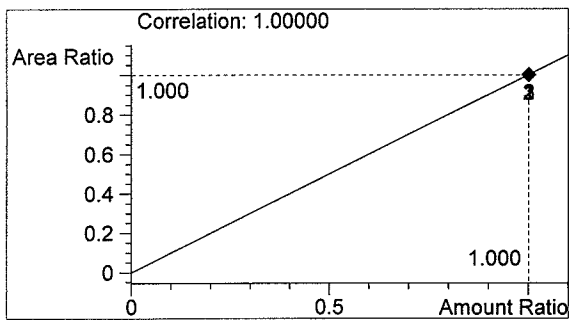


#	Compound	Area	RT
1	Ethanol	0	0.000
2	n-Propanol	1881	1.654

Totals:



Ethanol 0.000 g/100ml

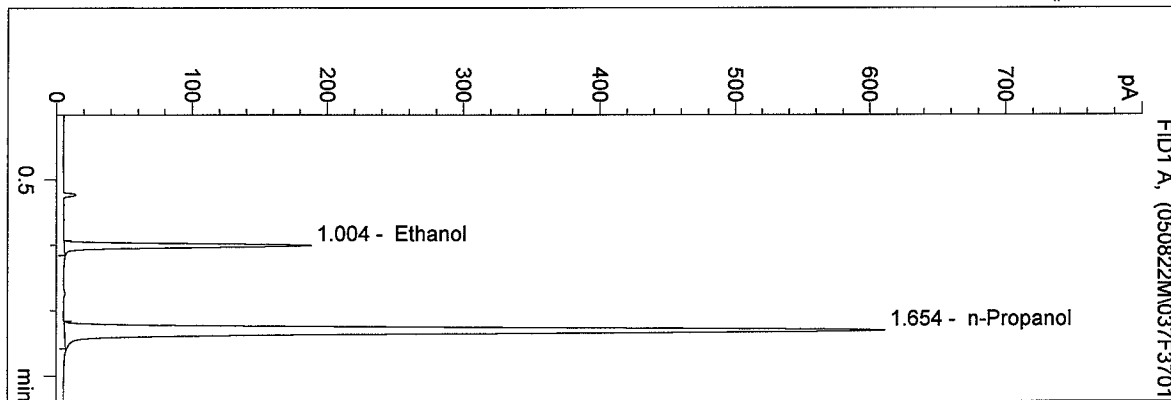


n-Propanol 1.000 g/100ml

D:\HPCHEM\1\METHODS\BLDALCO.M
 8/22/2005 4:20:03 PM
 Instrument 4
 DB-ALC1

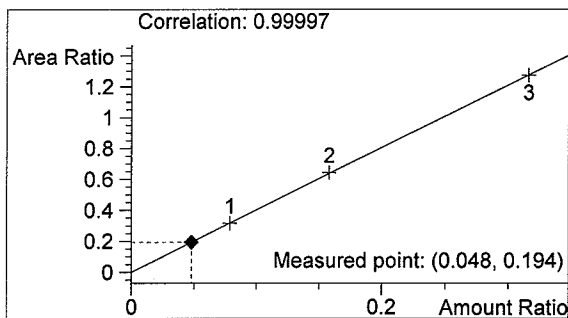
05033qa
 mary wilson

vial # 37

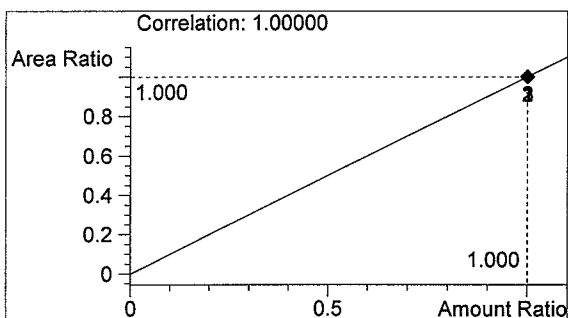


#	Compound	Area	RT
1	Ethanol	369	1.004
2	n-Propanol	1904	1.654

Totals:



Ethanol 0.048 g/100ml

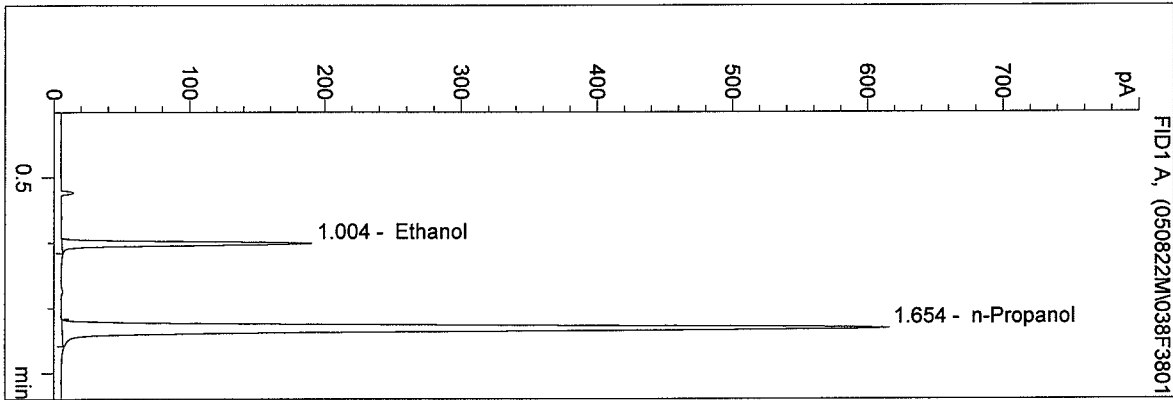


n-Propanol 1.000 g/100ml

D:\HPCHEM\1\METHODS\BLDALCO.M
 8/22/2005 4:23:14 PM
 Instrument 4
 DB-ALC1

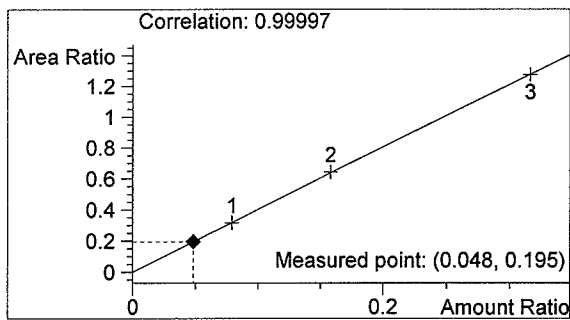
05033qa
 mary wilson

vial # 38

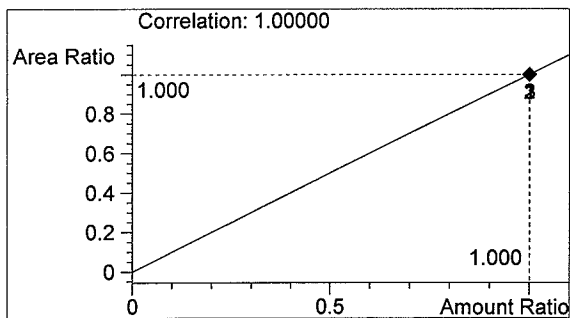


#	Compound	Area	RT
1	Ethanol	375	1.004
2	n-Propanol	1920	1.654

Totals:



Ethanol 0.048 g/100ml

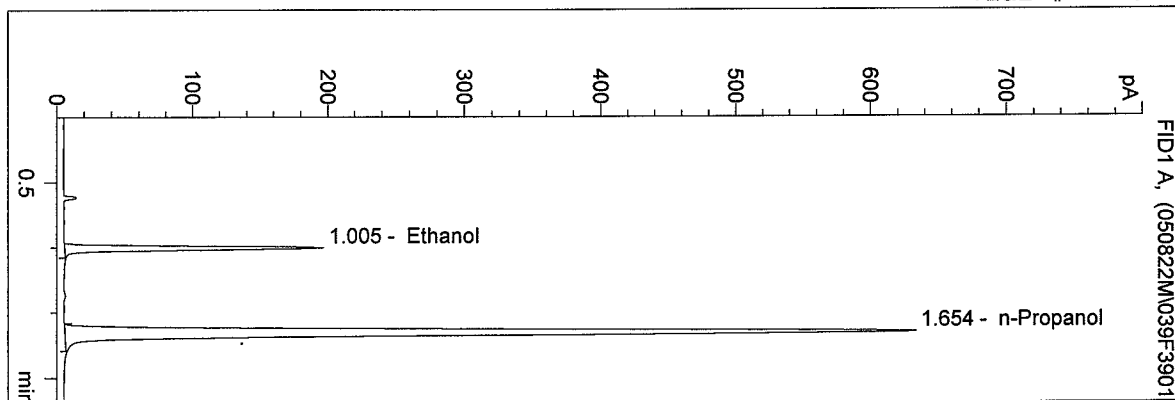


n-Propanol 1.000 g/100ml

D:\HPCHEM\1\METHODS\BLDALCO.M
 8/22/2005 4:26:24 PM
 Instrument 4
 DB-ALC1

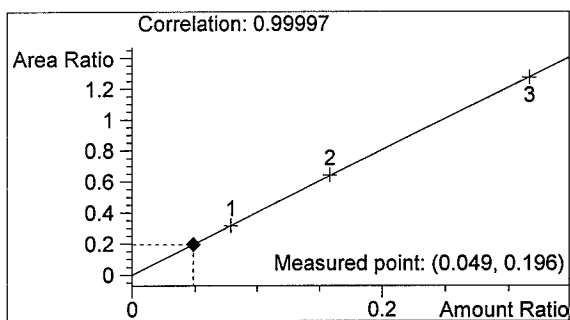
05033qa
 mary wilson

vial # 39

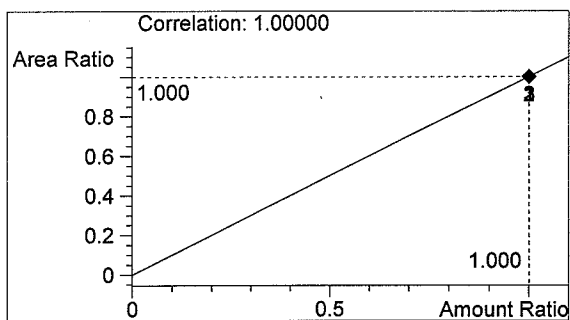


#	Compound	Area	RT
1	Ethanol	388	1.005
2	n-Propanol	1978	1.654

Totals:



Ethanol 0.049 g/100ml

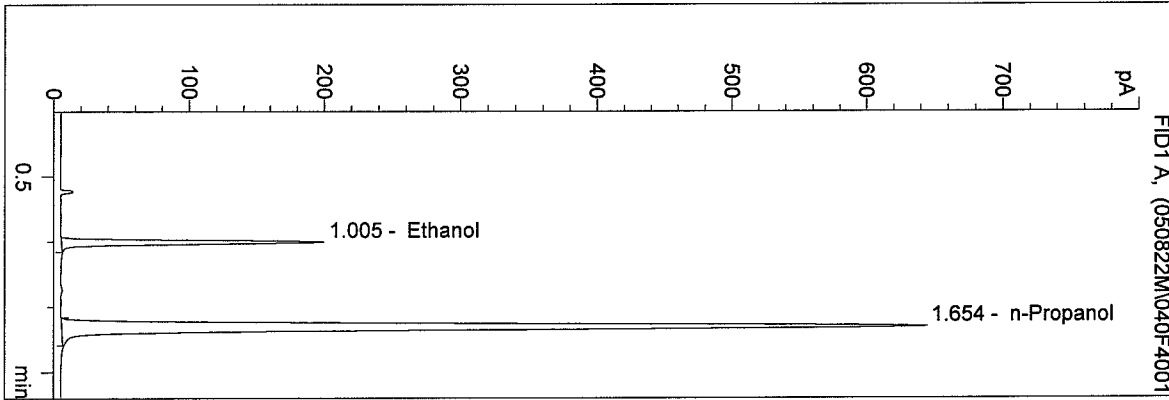


n-Propanol 1.000 g/100ml

D:\HPCHEM\1\METHODS\BLDALCO.M
 8/22/2005 4:29:33 PM
 Instrument 4
 DB-ALC1

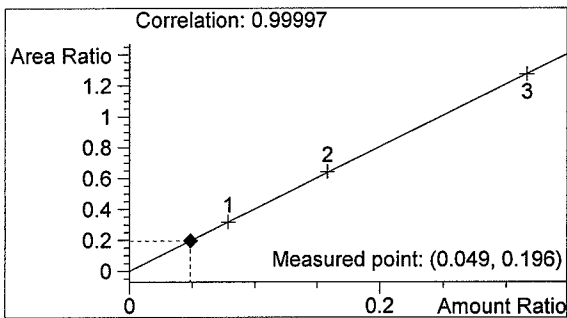
05033qa
 mary wilson

vial # 40

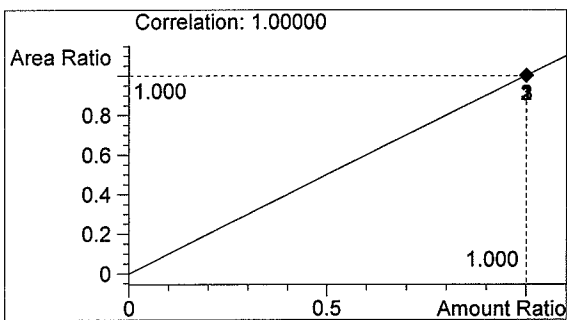


#	Compound	Area	RT
1	Ethanol	394	1.005
2	n-Propanol	2010	1.654

Totals:



Ethanol 0.049 g/100ml

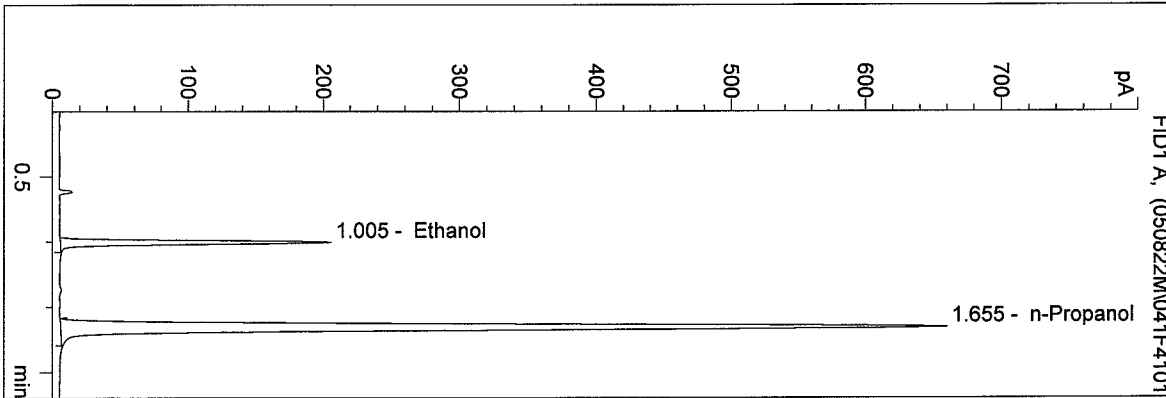


n-Propanol 1.000 g/100ml

D:\HPCHEM\1\METHODS\BLDALCO.M
 8/22/2005 4:32:59 PM
 Instrument 4
 DB-ALC1

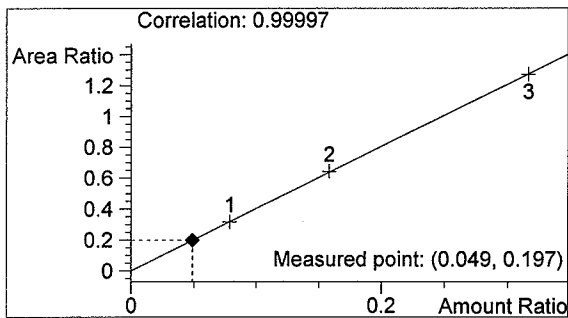
05033qa
 mary wilson

vial # 41

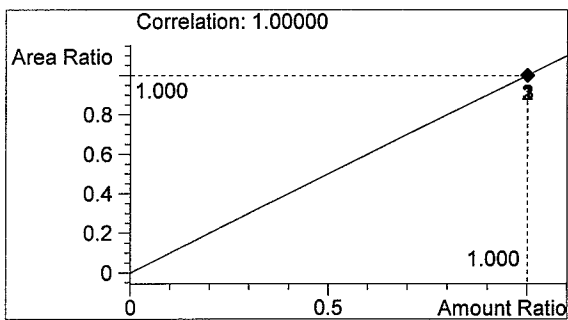


#	Compound	Area	RT
1	Ethanol	407	1.005
2	n-Propanol	2062	1.655

Totals:



Ethanol 0.049 g/100ml



n-Propanol 1.000 g/100ml